

Absolute calibration of the polarisation angle for future CMB *B*-mode experiments from current and future measurements of the Crab nebula

J. Aumont¹, J. F. Macías-Pérez², A. Ritacco³, N. Ponthieu⁴, and A. Mangilli¹

¹ IRAP, Université de Toulouse, CNRS, CNES, UPS, Toulouse, France
e-mail: jonathan.aumont@irap.omp.eu

² Laboratoire de Physique Subatomique et de Cosmologie, Université Grenoble Alpes, CNRS, 53 av. des Martyrs, Grenoble, France

³ Institut de RadioAstronomie Millimétrique (IRAM), Granada, Spain

⁴ Univ. Grenoble Alpes, CNRS, IPAG, 38000 Grenoble, France

Received 26 May 2018 / Accepted 15 January 2020

ABSTRACT

A tremendous international effort is currently dedicated to observing the so-called primordial *B* modes of the cosmic microwave background (CMB) polarisation. If measured, this faint signal, caused by the primordial gravitational wave background, would be evidence of the inflation epoch and quantify its energy scale, providing a rigorous test of fundamental physics far beyond the reach of accelerators. At the unprecedented sensitivity level that the new generation of CMB experiments aims to reach, every uncontrolled instrumental systematic effect will potentially result in an analysis bias that is larger than the much sought-after CMB *B*-mode signal. The absolute calibration of the polarisation angle is particularly important in this context because any associated error will end up in leakage from the much larger *E* modes into *B* modes. The Crab nebula (Tau A), with its bright microwave synchrotron emission, is one of the few objects in the sky that can be used as absolute polarisation calibrators. In this paper we review the currently best constraints on its polarisation angle from 23 to 353 GHz at typical angular scales for CMB observations from WMAP, XPOL, *Planck*, and NIKA data. These polarisation angle measurements are compatible with a constant angle of $-88.26^\circ \pm 0.27^\circ$ (assuming that systematic errors are independent between frequencies and that the experiments fully capture the extent of the Crab nebula). We study the uncertainty on this mean angle under different considerations for combinations of the individual measurement errors. For each of the cases, we study the potential effect on the CMB *B*-mode spectrum and on the recovered *r* parameter through a likelihood analysis. We find that current constraints on the Crab polarisation angle, assuming it is constant through microwave frequencies, allow us to calibrate experiments with an accuracy enabling the measurement of $r \sim 0.01$. On the other hand, even under the most optimistic assumptions, current constraints will lead to an important limitation for the detection of $r \sim 10^{-3}$. New realistic measurement of the Crab nebula can change this situation by strengthening the assumption of the consistency across microwave frequencies and reducing the combined error.

Key words. cosmic background radiation – ISM: supernova remnants – polarization

1. Introduction

The polarisation of the cosmic microwave background (CMB) anisotropies offers a powerful way to investigate the early Universe. In particular, primordial gravitational waves (tensor perturbations) arising from an early inflationary epoch (Guth 1981; Linde 1982) could be responsible for a specific pattern in the CMB polarisation, the so-called CMB “primordial *B* modes” (Polnarev 1985; Kamionkowski et al. 1997; Seljak & Zaldarriaga 1997). Therefore, the detection of the primordial CMB *B* modes would constitute an evidence for inflation and would open a window to new physics. However, they are expected to be much fainter (more than an order of magnitude, hence much more difficult to detect) than the CMB *E*-mode polarisation anisotropies that are produced by scalar (density) perturbations at recombination (Hu & White 1997; Hu & Dodelson 2002). The CMB polarisation *E* modes have been accurately measured by the *Planck* satellite (Planck Collaboration XI 2016), and their spectrum is about a factor of 100 fainter than the power spectrum of the CMB temperature anisotropies (Planck Collaboration XI 2016).

In the past decade the quest for the CMB polarisation *B* modes has become one of the main aims of observational cosmology, leading to very active instrumental developments and to a large number of CMB experiments (e.g. BICEP2 Collaboration 2014; Polarbear Collaboration 2014; Keisler et al. 2015; Louis et al. 2017). The goal of these experiments is to measure the tensor-to-scalar ratio *r*, which is given by the relative amplitude of the primordial tensor and scalar perturbations and is directly related to the energy scale of inflation. Recently, BICEP2, Keck Array and Planck Collaborations (2015) and BICEP2 and Keck Array Collaborations (2016) set a 95% upper limit for the detection of the tensor-to-scalar ratio of $r < 0.07$.

Future CMB experiments aiming at measuring the primordial *B* modes target *r* values ranging from 10^{-2} to 10^{-4} (e.g. Aumont et al. 2016; Henderson et al. 2016; Rubiño-Martín et al. 2012; Grayson et al. 2016; Arnold et al. 2014; Benson et al. 2014; Essinger-Hileman et al. 2014; Lazear et al. 2014; Bergman et al. 2018; Abazajian et al. 2016; CoRE Collaboration 2011; Suzuki et al. 2018). Although great efforts are made to reach a signal this low by constantly improving instrumental sensitivity, residual foreground emission and instrumental systematic effects

might limit the final results. The former has been widely discussed in the literature (see [Amblard et al. 2007](#); [Betoule et al. 2009](#); [Errard et al. 2016](#), and references therein).

In terms of instrumental systematic effects, one of the main challenges for future ground-based, balloon-borne, and satellite CMB polarisation experiments is the accurate calibration of the absolute polarisation angle. The most common strategy to accurately take these calibration errors into account in CMB experiments is self-calibration by minimising the C_ℓ^{TB} and C_ℓ^{EB} spectra, for which no cosmological signal is expected from standard cosmology parity-invariant physical processes. Nevertheless, non-standard cosmological mechanisms can produce non-vanishing C_ℓ^{TB} and C_ℓ^{EB} (referred to as cosmic birefringence, due e.g. to cosmological pseudo-scalar field, chiral gravity, primordial magnetic field, see e.g. [Gluscevic & Kamionkowski 2010](#); [Planck Collaboration Int. XLIX 2016](#); [Planck Collaboration XIX 2016](#)) that next-generation CMB experiments would like to characterise. Galactic foreground ([Planck Collaboration Int. XXX. 2016](#)) and uncontrolled systematics can also produce non-zero TB and EB spectra that need to be taken into account before these quantities are minimised. In this context, it might be interesting to use a sky calibration source for the absolute polarisation angle, in order to preserve the C_ℓ^{TB} and C_ℓ^{EB} spectra for science and foreground and systematics assessment.

This sky calibration could thus be achieved using observations of well-known polarised sources such as the Crab nebula (Tau A) (see e.g. [Keating et al. 2013](#); [Kaufman et al. 2016](#)), which is the brightest polarised astrophysical object in the microwave sky at angular scales of a few arcminutes.

The Crab nebula is a plerion-type supernova remnant emitting a highly polarised synchrotron signal ([Weiler & Panagia 1978](#); [Michel et al. 1991](#)) from radio to millimetre wavelengths ([Macías-Pérez et al. 2010](#)). A recent study by [Ritacco et al. \(2018\)](#) has demonstrated that the Crab nebula synchrotron emission from radio to millimetre wavelengths is well characterised by a single power law both in temperature and polarisation, which would indicate that a single population of relativistic electrons is responsible for the emission of the nebula. As a consequence, the degree and angle of polarisation of the Crab nebula are expected to be constant across frequencies in this range, making the Crab nebula a potential polarisation standard.

In this paper we study in detail the current constraints on the Crab polarisation angle and discuss how they can be used to perform an absolute calibration of the polarisation angle of CMB experiments. We then derive the expected systematic uncertainties on the measured tensor-to-scalar ratio r . The purpose of our paper is to present the potential performances of an absolute calibration of the polarisation angle that would rely on the existing and future measurements of the Crab nebula polarisation alone, in contrast to what CMB experiments could achieve with TB and EB minimisation.

The paper is organised as follows: in Sect. 2 we review the currently best constraints on the Crab nebula microwave polarisation angle from 23 to 353 GHz. In Sect. 3 we discuss several cases corresponding to different assumptions that can be made on these measurement uncertainties, in order to obtain the combined error on the Crab nebula polarisation angle. We derive in Sect. 4 the spurious CMB B -mode signal coming from E to B mixing if the Crab nebula were to be used as a calibrator for the absolute polarisation angle with these uncertainties. Sect. 5 presents a likelihood analysis in order to express the miscalibration errors in terms of biases on the measurement of the tensor-to-scalar ratio r , and we finally discuss our conclusions in Sect. 6.

2. Crab polarisation angle measurements

[Ritacco et al. \(2018\)](#) provided a compendium of the Crab nebula polarisation angle measurement in Galactic coordinates ψ_{Gal} from 23 to 353 GHz. It introduces the NKA measurement at 150 GHz and recomputes the *Planck*-HFI angles (100, 143, 217 and 353 GHz) in a improved analysis with respect to [Planck Collaboration XXVI \(2016\)](#), based on the *Planck* 2018 maps ([Planck Collaboration III 2020](#)). [Ritacco et al. \(2018\)](#) also included measurements by WMAP (23, 33, 44, 61, and 94 GHz, [Weiland et al. 2011](#)), XPOL (90 GHz, [Aumont et al. 2010](#)), and *Planck*-LFI ([Planck Collaboration XXVI 2016](#)). In the following, we choose to forego taking the POLKA [Wiesemeyer et al. \(2014\)](#) data point presented in [Ritacco et al. \(2018\)](#) into account, which is a clear outlier. Despite the diversity of the instrumental spatial resolutions of the measurements we consider, we assume that the different flux integration techniques that were used when the polarisation angle was computed capture the extent of the Crab nebula and efficiently reject the background emission.

The ψ_{Gal} values presented in [Ritacco et al. \(2018\)](#) are reported in Table 1, together with their associated statistical and systematic uncertainties. For *Planck*-HFI, we consider several calibration errors. We refer to the pre-flight errors on the absolute calibration of the polarisation angle ([Rosset et al. 2010](#)) as the ground calibration error. These absolute calibration errors were later refined at 100, 143, and 217 GHz in [Planck Collaboration Int. XLVI \(2016\)](#) using self-calibration, that is, C_ℓ^{TB} and C_ℓ^{EB} minimisation, for which no cosmological signal is expected in the absence of parity-violating processes (although Galactic signals could produce a non-zero C_ℓ^{TB} or C_ℓ^{EB} signal, [Planck Collaboration Int. XXX. 2016](#)). For each *Planck*-HFI polarised band, we sum in quadrature the fitted angle and its 1σ error from Appendix A.6 of [Planck Collaboration Int. XLVI \(2016\)](#), and consider this value as the self-calibration error on the absolute calibration of the polarisation angle. We note that the potential presence of cosmic birefringence or foregrounds with significant C_ℓ^{TB} or C_ℓ^{EB} would make this error an overestimate; our approach is conservative in this sense. In the present work, we refer to these errors as TB and EB , respectively. No TB and EB errors were assessed for the 353 GHz channel, so that we always assign this channel measurement with the *Planck*-HFI ground uncertainty.

The Crab polarisation angle values in Table 1 are compatible with a constant angle from 23 to 353 GHz (Fig. 1), computed as the inverse-noise weighted average considering the cst-PlanckGround systematic uncertainties (see Sect. 3),

$$\begin{aligned} \bar{\psi}_{\text{Gal}} &= \frac{\sum_i \psi_{\text{Gal}}^i / (\Delta\psi_{\text{Gal}}^i)^2}{\sum_i 1 / (\Delta\psi_{\text{Gal}}^i)^2} \pm \sqrt{\frac{1}{\sum_i 1 / (\Delta\psi_{\text{Gal}}^i)^2}} \\ &= -88.26^\circ \pm 0.27^\circ, \end{aligned} \quad (1)$$

where ψ_{Gal}^i and $\Delta\psi_{\text{Gal}}^i$ are the individual measurements and their errors are presented in Table 1. The $\bar{\psi}_{\text{Gal}}$ value differs slightly from the one reported in [Ritacco et al. \(2018\)](#) because we excluded the outlying POLKA measurement from the present analysis.

To derive this $\bar{\psi}_{\text{Gal}}$ value, we considered that for each individual measurement the total error $\Delta\psi_{\text{Gal}}$ is the quadratic sum of the statistical error $\Delta\psi_{\text{Gal}}^{\text{stat.}}$ and the systematic error $\Delta\psi_{\text{Gal}}^{\text{sys.}}$. In the following, we assume that the systematic errors $\Delta\psi_{\text{Gal}}^{\text{sys.}}$ are uncorrelated between our data points. This argument is optimistic because many systematic errors might be correlated (calibration errors, Galactic background, etc...). Taking these

Table 1. Compendium of the sub-millimetre Crab nebula polarisation angle measurements in Galactic coordinates for WMAP (Weiland et al. 2011), XPOL (Aumont et al. 2010), *Planck*-LFI (Planck Collaboration XXVI 2016), and *Planck*-HFI and NIKA (Ritacco et al. 2018).

| Experiment | ν (GHz) | Beam size | ψ_{Gal} (deg) | Statistical $\Delta\psi_{\text{Gal}}^{\text{stat.}}$ (deg) | Systematic $\Delta\psi_{\text{Gal}}^{\text{sys.}}$ (deg) | | |
|--------------------|-------------|-----------|---------------------------|--|--|-----------|-----------|
| | | | | | Ground | <i>EB</i> | <i>TB</i> |
| WMAP | 23 | 53' | -88.5 | 0.1 | 1.5 | - | - |
| | 33 | 40' | -87.7 | 0.1 | 1.5 | - | - |
| | 41 | 31' | -87.3 | 0.2 | 1.5 | - | - |
| | 61 | 21' | -87.7 | 0.4 | 1.5 | - | - |
| | 94 | 13' | -88.7 | 0.7 | 1.5 | - | - |
| XPOL | 90 | 27'' | -88.8 (*) | 0.2 | 0.5 | - | - |
| <i>Planck</i> -LFI | 30 | 33' | -89.26 | 0.25 | 0.5 | - | - |
| | 44 | 27' | -88.65 | 0.79 | 0.5 | - | - |
| | 70 | 13' | -87.49 | 1.33 | 0.5 | - | - |
| <i>Planck</i> -HFI | 100 | 10' | -87.52 | 0.16 | 1.00 | 0.49 | 0.21 |
| | 143 | 7' | -86.61 | 0.21 | 1.00 | 0.32 | 0.19 |
| | 217 | 5' | -87.93 | 0.25 | 1.00 | 0.36 | 0.62 |
| | 353 | 5' | -86.76 | 0.52 | 1.00 | - | - |
| NIKA | 150 | 18'' | -84.3 (*) | 0.7 | 2.3 | - | - |

Notes. In the case of *Planck*-HFI, the so-called ground systematic uncertainties come from Rosset et al. (2010). The systematic uncertainties called *EB* and *TB* are derived from the C_{ℓ}^{EB} and C_{ℓ}^{TB} minimisation presented in Planck Collaboration Int. XLVI (2016). (*)Convolved with a 10' Gaussian. (•)Computed with aperture photometry techniques within 9'.

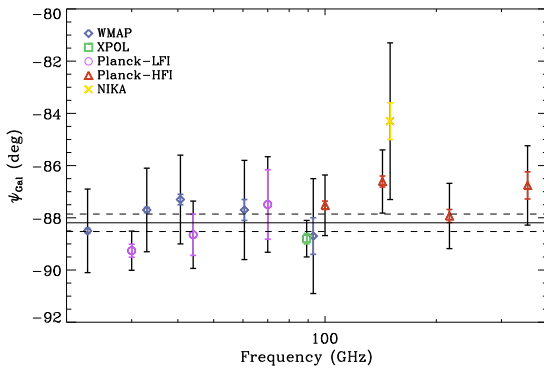


Fig. 1. Measurements of the Crab nebula polarisation angles from Table 1 for WMAP (blue diamonds), XPOL (green square), *Planck*-LFI (purple circles), *Planck*-HFI (red triangles), and NIKA (yellow crosses). Statistical error bars $\Delta\psi_{\text{Gal}}^{\text{stat.}}$ are coloured, and the systematic error bars $\Delta\psi_{\text{Gal}}^{\text{sys.}}$ (ground systematics for *Planck*-HFI, corresponding to the *cst-PlanckGround* case of Sect. 3) are plotted in black. The solid and dashed black horizontal lines indicate the weighted mean polarisation angle and its $\pm 1\sigma$ uncertainty, $\bar{\psi}_{\text{Gal}} = -88.26^\circ \pm 0.27^\circ$.

correlations into account requires dedicated studies of these correlations, which are not comprehensively available. This therefore goes beyond the scope of the present paper.

3. Combined uncertainty on the Crab polarisation angle

In order to use the Crab nebula sub-millimetre polarisation angle $\bar{\psi}_{\text{Gal}}$ as an absolute angle calibrator for CMB measurements, we are interested in the constraints on its uncertainty $\Delta\psi_{\text{Gal}}$, assessed from the measurements presented in Sect. 2. Given the relatively small number of measurements and the variety of instruments, observing conditions, and data processing, there is no unique way to combine them all into a single result with a well-defined uncertainty. We therefore propose and tested several combinations of these measurements to assess the combined uncertainty $\Delta\psi_{\text{Gal}}$:

- **max:** We do not assume that the Crab polarisation angle ψ_{Gal} is constant from 23 to 353 GHz and take the combined error $\Delta\psi_{\text{Gal}}$ as the maximum difference between the inverse-noise weighted mean $\bar{\psi}_{\text{Gal}}$ and an individual measurement (the NIKA measurement). The combined error is in this max case $\Delta\psi_{\text{Gal}} = 3.96^\circ$ (237.7 arcmin).
- **stddev:** We take the standard deviation among the individual measurements to be the combined error on the Crab polarisation angle, without assuming this angle to be constant. In this *stddev* case, the combined error is $\Delta\psi_{\text{Gal}} = 1.24^\circ$ (74.6 arcmin). We note that this combined error is consistent with what would be expected from the measurements errors and is not dominated by intrinsic inter-frequency variations.
- **cst-PlanckGround:** We assume that the Crab polarisation angle ψ_{Gal} is constant between 23 and 353 GHz. The combined error is thus taken as the error on the inverse-noise weighted mean. In the *cst-PlanckGround* case, we take the pre-flight assessment of the error on the absolute calibration angle (Rosset et al. 2010) as being the dominant systematic error $\Delta\psi_{\text{Gal}}^{\text{sys.}}$ for *Planck*-HFI. The combined error is in this case $\Delta\psi_{\text{Gal}} = 0.27^\circ$ (15.9 arcmin).
- **cst-PlanckEB:** As for the *cst-PlanckGround* case, the Crab polarisation angle is assumed constant. The difference with the *cst-PlanckGround* case is that we use the C_{ℓ}^{EB} minimisation assessment of the error $\Delta\psi_{\text{Gal}}^{\text{sys.}}$ for the 100, 143, and 217 GHz *Planck*-HFI channels (Planck Collaboration Int. XLVI 2016). For the other experiments and for the *Planck*-HFI 353 GHz channel, the *cst-PlanckGround* errors are used. The resulting combined error in that case is $\Delta\psi_{\text{Gal}} = 0.19^\circ$ (11.5 arcmin).
- **cst-PlanckTB:** This is the same as *cst-PlanckEB*, but with the C_{ℓ}^{TB} minimisation $\Delta\psi_{\text{Gal}}^{\text{sys.}}$ (Planck Collaboration Int. XLVI 2016). The resulting combined error is $\Delta\psi_{\text{Gal}} = 0.16^\circ$ (9.4 arcmin).
- **cst-PlanckTB+future:** This is the same as *cst-PlanckTB*, but adding two future measurements points with a total error $\Delta\psi_{\text{Gal}}^{\text{future}} = 0.2^\circ$ each. The combined error, assuming a constant polarisation angle for the Crab, in this case is $\Delta\psi_{\text{Gal}} = 0.11^\circ$ (6.3 arcmin).

Table 2. Summary of the combined errors $\Delta\psi_{\text{Gal}}$ on the Crab polarisation angle $\bar{\psi}_{\text{Gal}}$ for the different cases presented in Sect. 3.

| Case | $\Delta\psi_{\text{Gal}}$ (deg) | $\Delta\psi_{\text{Gal}}$ (arcmin) |
|---------------------|---------------------------------|------------------------------------|
| max | 3.96 | 237.7 |
| stddev | 1.24 | 74.6 |
| cst-PlanckGround | 0.27 | 15.9 |
| cst-PlanckEB | 0.19 | 11.5 |
| cst-PlanckTB | 0.16 | 9.4 |
| cst-PlanckTB+future | 0.11 | 6.3 |

We note that in the `cst-PlanckEB`, `cst-PlanckTB` and `cst-PlanckTB+future` cases we used the systematic errors assessed from the C_ℓ^{EB} or C_ℓ^{TB} minimisations of the *Planck*-HFI channels only as descriptors of the systematic errors on the polarisation angle. We used this assessment of the systematic errors on the polarisation angle because they better reflect the in-flight capabilities of *Planck*-HFI as opposed to the pre-flight measurements in Rosset et al. (2010). We did not use polarisation angle values from the C_ℓ^{EB} and C_ℓ^{TB} minimisation in this paper. The values of the combined error $\Delta\psi_{\text{Gal}}$ on the Crab polarisation angle $\bar{\psi}_{\text{Gal}}$ for the different cases presented above are summarised in Table 2.

4. $E - B$ mixing from absolute polarisation angle miscalibration

A miscalibration of the absolute polarisation angle by $\Delta\psi_{\text{Gal}}$ will lead to a mixing of E and B modes. In the CMB and because C_ℓ^{EE} is much larger than C_ℓ^{BB} , this is often referred to as an “ E to B leakage” and reads (e.g. Rosset et al. 2010)

$$\begin{aligned} \tilde{C}_\ell^{BB} &= C_\ell^{BB} \cos^2 2\Delta\psi_{\text{Gal}} + C_\ell^{EE} \sin^2 2\Delta\psi_{\text{Gal}} \\ \Leftrightarrow \Delta C_\ell^{BB} &\simeq (2\Delta\psi_{\text{Gal}})^2 C_\ell^{EE}, \end{aligned} \quad (2)$$

where \tilde{C}_ℓ^{BB} is the effectively measured C_ℓ^{BB} spectrum and ΔC_ℓ^{BB} is the corresponding spurious bias component. The E to B leakage is therefore constrained by the error on the absolute angle calibration. Unlike some other systematic effects specific to polarisation, it does not depend on the scan pattern of the observation and therefore cannot be mitigated.

When the Crab nebula is used as a calibrator, the uncertainty on its polarisation angle $\Delta\psi_{\text{Gal}}$ sets a lower limit on the calibration error, and this affects the magnitude of the corresponding B modes bias. Figure 2 shows the bias ΔC_ℓ^{BB} for the different combinations of experimental uncertainties presented in Sect. 2. When we relax the assumption of a constant Crab polarisation angle from 23 to 353 GHz (max and stddev), the spurious B -mode signal from $E - B$ mixing exceeds the primordial signal for $r = 10^{-3}$ at all angular scales. When we assume the Crab polarisation angle to be constant (`cst-PlanckTB+future`, `cst-PlanckTB`, `cst-PlanckEB` and `cst-PlanckGround`), the biases range from ~ 3 to $\sim 30\%$ of the primordial tensor signal for $\ell < 10$, from ~ 20 to more than 100% at $\ell \sim 100$ and exceed the signal in all cases for $\ell > 250$.

5. Likelihood analysis

We quantified the effect of the absolute polarisation angle miscalibration by considering its effect on the recovery of the tensor-to-scalar ratio r from CMB B -mode measurements. This was made in a likelihood analysis on the r parameter from simulated \tilde{C}_ℓ^{BB} measurements in the presence of a spurious signal

$\Delta C_\ell^{BB}(\Delta\psi_{\text{Gal}})$ from the $E - B$ leakage caused by the miscalibration of the polarisation angle.

In each simulation, we considered a \tilde{C}_ℓ^{BB} measurement for $r = 0$ and $\Delta\psi_{\text{Gal}} \neq 0$, reading $\tilde{C}_\ell^{BB} = C_\ell^{BB, \text{lens.}} + \Delta C_\ell^{BB}(\Delta\psi_{\text{Gal}})$. The lensing-only $C_\ell^{BB, \text{lens.}}$ spectrum was computed from the Planck Collaboration XIII (2016) Λ CDM cosmology and the $\Delta C_\ell^{BB}(\Delta\psi_{\text{Gal}})$ $E - B$ mixing component comes from Eq. (2). In each simulation, we randomly drew the $\Delta\psi_{\text{Gal}}$ miscalibration from a Gaussian distribution having a 1σ dispersion corresponding to the error in each of the cases presented in Sect. 3. The log-likelihood $\log(\mathcal{L}(r)) = \chi^2(r)/2$ then reads

$$\begin{aligned} 2 \log(\mathcal{L}(r)) &= \chi^2(r) \\ &= \sum_{\ell \in [\ell_{\min}, \ell_{\max}]} \frac{(\tilde{C}_\ell^{BB} - r \cdot C_\ell^{BB, r=1} - C_\ell^{BB, \text{lens.}})^2}{\sigma_{\text{tot}}^2} \\ &= \sum_{\ell \in [\ell_{\min}, \ell_{\max}]} \frac{(\Delta C_\ell^{BB}(\Delta\psi_{\text{Gal}}) - r \cdot C_\ell^{BB, r=1})^2}{\sigma_{\text{tot}}^2}, \end{aligned} \quad (3)$$

where $C_\ell^{BB, r=1}$ is the Planck Collaboration XIII (2016) Λ CDM cosmology tensor mode spectrum for $r = 1$, and σ_{tot} is the quadratic sum of the cosmic variance and the 1σ $E - B$ mixing residual term. The cosmic variance was computed for $f_{\text{sky}} = 0.5$, assuming a 10% residual after delensing.

The likelihood function was computed on 10 000 Monte Carlo simulations. For each simulation, we built the posterior on r from Eq. (3) and fit the bias Δr with respect to $r = 0$. The 10 000 biases follow a typical χ^2 distribution. We sorted these Δr biases and derived the value $\Delta r(95\% \text{ C.L.})$, which is defined as the r value for which 95% of the simulations have a smaller Δr . This was made in three regimes of multipole range: for a typical ground-based experiment targeting the recombination bump ($\ell_{\min} = 30$, $\ell_{\max} = 300$), a satellite experiment with a large beam that only has access to the reionisation bump ($\ell_{\min} = 2$, $\ell_{\max} = 30$), and a satellite experiment with access to both the reionisation and recombination bumps ($\ell_{\min} = 2$, $\ell_{\max} = 300$).

Neither foregrounds nor their residuals were modelled in this simple analysis, in order to focus on the effect of the polarisation angle miscalibration. In addition to assuming a perfect component separation, we therefore assumed that the miscalibration $E - B$ mixing residual from foregrounds was also perfectly removed. This is a good approximation at first order because the $E - B$ mixing term does not change the foreground frequency dependence, remaining a second-order effect in the residuals after component separation.

The $\Delta r(95\% \text{ C.L.})$ values are presented in Fig. 3 for the recombination and reionisation bumps. The spurious B -mode polarisation from $E - B$ mixing is more penalised at high- ℓ , resulting in higher r biases for the recombination bump than for the reionisation bump or both bumps together. The two cases considered in Sect. 3, where we did not assume a spectrally constant polarisation for the Crab nebula (max and stddev), lead to biases on the r posterior that are of the order of $r = 10^{-2}$ or larger. In the cases where we assumed that the Crab polarisation angle is constant (`cst-PlanckGround`, `cst-PlanckEB`, `cst-PlanckTB`, and `cst-PlanckTB+future`), the biases on r range from $r \sim 10^{-4}$ to $r \sim 3 \times 10^{-3}$. For the detection of $r = 10^{-2}$, the currently best combined uncertainty on the Crab polarisation angle (`cst-PlanckTB` case) would lead to a potential 95% C.L. bias of $\sim 10\%$ at the recombination bump and $\sim 4\%$ at the reionisation bump. With respect to $r = 10^{-3}$, the current limits would lead to a 100% bias at the recombination bump and

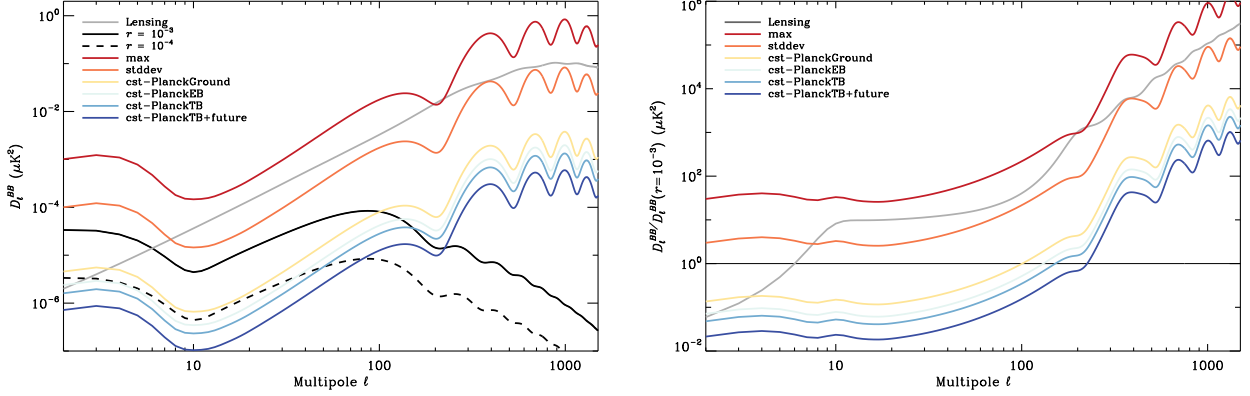


Fig. 2. *Left panel:* $\Delta D_\ell^{BB} \equiv \ell(\ell+1)/(2\pi) \cdot \Delta C_\ell^{BB}$ power spectrum bias from $E-B$ mixing due to the miscalibration of the absolute polarisation angle. This bias is plotted for the different absolute calibration errors $\Delta\psi_{\text{Gal}}$ presented in Sect. 2 (from red to blue, see legend). The [Planck Collaboration XIII \(2016\)](#) Λ CDM best-fit D_ℓ^{BB} primordial tensor model for $r = 10^{-3}$ and $r = 10^{-4}$ (solid and dashed black lines, respectively) and D_ℓ^{BB} lensing model (grey line) are also displayed. *Right panel:* same as the left panel, but relative to the primordial tensor model for $r = 10^{-3}$.

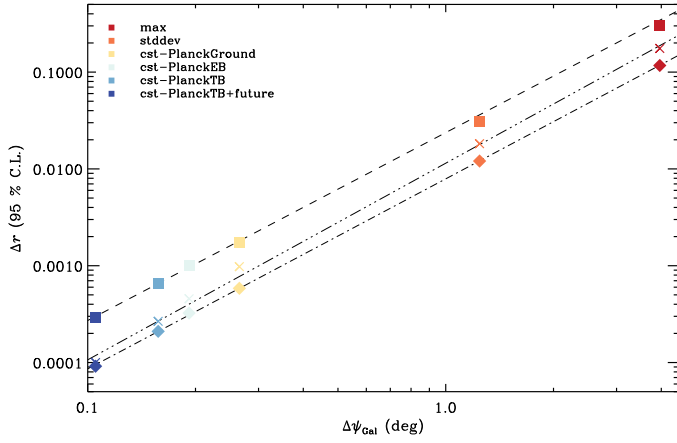


Fig. 3. Likelihood posterior on r biases (with respect to an input signal of $r = 0$) for the different cases of combined calibration errors (presented in Sect. 2) from 10 000 Monte Carlo simulations as a function of the combined error on the angle $\Delta\psi_{\text{Gal}}$ in degrees. They are computed independently for the recombination bump ($30 < \ell < 300$, squares), the reionisation bump ($2 < \ell < 30$, diamonds), and the combination of both ($2 < \ell < 300$, crosses). The best-fit $\Delta r = A\Delta\psi_{\text{Gal}}^\beta$ power laws are displayed as dashed, dash-dotted, and dash-double-dotted black lines.

40% at the lowest ℓ multipoles. Considering new measurements of the Crab polarisation angle, as in the `cst-PlanckTB+future` case, the bias could be decreased to negligible values for the measurement of $r = 10^{-2}$ and down to ~ 10 and $\sim 30\%$ of $r = 10^{-3}$ for the reionisation and recombination bumps, respectively.

Based on Eq. (2), we expect that the bias on r due to $E-B$ mixing from an incorrect calibration of the absolute polarisation angle would scale as $\Delta r(95\% \text{ C.L.}) \propto \Delta\psi_{\text{Gal}}^2$. We fitted the biases on r from our likelihood analysis by power laws of the form $\Delta r(95\% \text{ C.L.}) = A \cdot (\Delta\psi_{\text{Gal}})^\beta$ (see Fig. 3). We find for the reionisation bump $(A, \beta)_{2 < \ell < 30} = (0.007, 1.90)$, for the recombination bump, $(A, \beta)_{30 < \ell < 300} = (0.020, 1.84)$, and for the combination of both $(A, \beta)_{2 < \ell < 300} = (0.011, 1.96)$.

6. Conclusion and discussion

We here studied a compendium of the best constraints on the Crab nebula polarisation angle to date, from 23 to 353 GHz

(Weiland et al. 2011; Aumont et al. 2010; [Planck Collaboration XXVI 2016](#); [Ritacco et al. 2018](#)) to derive the combined uncertainty on this angle under different assumptions. We explored the effect that an uncertainty like this has on the measurement of the CMB B -mode primordial signal through the bias it generates on the estimation of the r parameter when the Crab nebula is used as a calibrator for the absolute polarisation angle of an experiment. No other source of r biases was considered in this work.

We find that in order to prevent biases larger than $r = 10^{-2}$, we must assume that the Crab polarisation angle is constant across microwave frequencies. This is a fair hypothesis because current studies, including [Ritacco et al. \(2018\)](#), are compatible with a single synchrotron component being responsible for the Crab nebula microwave emission. Nevertheless, the current measurement systematic errors and dispersion are large, and future constraints might be needed to strengthen these constraints.

When we assume the Crab polarisation angle as constant from 23 to 353 GHz and consider the ground calibration errors for the *Planck*-HFI measurements, the combined uncertainty on ψ_{Gal} leads to potential biases on r of the order of 3×10^{-3} at the recombination bump and $\sim 10^{-3}$ at the reionisation bump. Our estimates address the absolute polarisation angle calibration uncertainty. The consequent biases would thus be applicable to any experiment, regardless of its sensitivity, and they jeopardize the measure primordial CMB B modes around $r = 10^{-3}$, as currently targeted by ongoing and near-future projects.

The *Planck*-HFI uncertainty on the Crab polarisation angle measurements can be narrowed by considering the errors coming from the C_ℓ^{EB} and C_ℓ^{TB} minimisations. In the latter case, the r bias arising from the incorrect calibration of the absolute polarisation angle is $\sim 4 \times 10^{-4}$ at the recombination bump and $\sim 10^{-4}$ at the reionisation bump. However, these minimisations make the assumption that the *Planck*-HFI C_ℓ^{EB} and C_ℓ^{TB} are not contaminated by Galactic components or systematic effects beyond the calibration of the instrumental absolute polarisation angle.

The present study suggests that the error on r caused by the absolute polarisation angle calibration would be mitigated when additional measurements of the Crab polarisation angle were added. We find that when we add two future measurements with total uncertainties of 0.2° to the current observations, the bias on r from miscalibration decreases to $\sim 4 \times 10^{-4}$ at the recombination bump and $\sim 10^{-4}$ at the reionisation bump. These values

are acceptable for an experiment targeting $r = 10^{-3}$, especially one with access to large angular scales, such as the LITEBIRD experiment. However, these new measurements will not only be needed to reduce the statistical uncertainty on the Crab nebula polarisation angle. They are also required to definitively assess its stability across the microwave frequency. The XPOL (Thum et al. 2008) and NIKA2 (Calvo et al. 2016) instruments might enable such measurements at 90 and 260 GHz.

We combined measurements of the Crab nebula polarisation angle from experiments that observed with a wide range of angular resolutions. By directly comparing these measurements, we assumed that aperture photometry (or similar techniques) captures the entire emission from the Crab, and that the measurements are not contaminated by other sources of emission. Naturally, an additional complication in using the Crab nebula as an absolute polarisation angle calibrator for any given CMB experiment will come from the uncertainties in the knowledge of the instrumental polarised beams. The effect of an incorrect beam modelling, including side-lobes, requires a case-by-case analysis and goes beyond the scope of this paper. Another source of uncertainties in the combination comes from Faraday rotation effects that are proportional to the square of the observing wavelength. For the Crab nebula the rotation measure has been estimated to be $RM = -24.54 \pm 0.21 \text{ rad m}^{-2}$ (Weiland et al. 2011; Bietenholz & Kronberg 1991). This corresponds to about 0.24° at 23 GHz. When Faraday rotation in the existing Crab nebula measurements is accounted for, the average polarisation angle is $-88.19^\circ \pm 0.33^\circ$. This is just one-sixth of the current uncertainties lower than the value quoted in Eq. (1). In future studies Faraday rotation should be accounted for at low frequencies in more detail to meet the required precision.

The polarisation efficiency is another crucial instrumental parameter that has to be characterised by an experiment aiming at measuring the CMB B modes. The Crab polarised intensity could be used as a calibrator for this parameter. Nevertheless, unlike the polarisation angle, the Crab polarised intensity is not constant across frequencies (Ritacco et al. 2018). Therefore the expected final polarisation efficiency calibration uncertainty is limited by frequency extrapolation of the Crab nebula emission. Moreover, the uncertainty on the annual fading of the Crab synchrotron emission will affect the calibration of the polarisation efficiencies, while it is not expected to influence the determination of the polarisation angle.

Acknowledgements. We thank the Planck Collaboration for allowing us to use the 2018 *Planck* maps in advance of public release to obtain integrated flux densities in intensity and polarisation in the Crab nebula. We thank Douglas Scott for useful comments on the paper. We thank Ricardo Genova-Santos for very useful comments and references on Faraday rotation effects.

References

Abazajian, K. N., Adshead, P., Ahmed, Z., et al. 2016, ArXiv e-prints [arXiv:1610.02743]
 Amblard, A., Cooray, A., & Kaplinghat, M. 2007, *Phys. Rev. D*, **75**, 083508

Arnold, K., Stebor, N., Ade, P. A. R., et al. 2014, in *Millimeter, Submillimeter, and Far-Infrared Detectors and Instrumentation for Astronomy VII*, Proc. SPIE, 9153, 91531F
 Aumont, J., Conversi, L., Thum, C., et al. 2010, *A&A*, **514**, A70
 Aumont, J., Banfi, S., Battaglia, P., et al. 2016, ArXiv e-prints [arXiv:1609.04372]
 Benson, B. A., Ade, P. A. R., Ahmed, Z., et al. 2014, in *Millimeter, Submillimeter, and Far-Infrared Detectors and Instrumentation for Astronomy VII*, Proc. SPIE, 9153, 91531P
 Bergman, A. S., Ade, P. A. R., Akers, S., et al. 2018, *J. Low Temp. Phys.*, **193**, 1075
 Betoule, M., Pierpaoli, E., Delabrouille, J., Le Jeune, M., & Cardoso, J.-F. 2009, *A&A*, **503**, 691
 BICEP2 Collaboration 2014, *Phys. Rev. Lett.*, **112**, 241101
 BICEP2 and Keck Array Collaborations 2016, *Phys. Rev. Lett.*, **116**, 031302
 BICEP2, Keck Array and Planck Collaborations 2015, *Phys. Rev. Lett.*, **114**, 101301
 Bietenholz, M. F., & Kronberg, P. P. 1991, *ApJ*, **368**, 231
 Calvo, M., Benoît, A., Catalano, A., et al. 2016, *J. Low Temp. Phys.*, **184**, 816
 CORe Collaboration 2011, ArXiv e-prints [ArXiv:1102.2181]
 Errard, J., Feeney, S. M., Peiris, H. V., & Jaffe, A. H. 2016, *J. Cosmology Astropart. Phys.*, **3**, 052
 Essinger-Hileman, T., Ali, A., Amiri, M., et al. 2014, in *Millimeter, Submillimeter, and Far-Infrared Detectors and Instrumentation for Astronomy VII*, Proc. SPIE, 9153, 91531I
 Gluscevic, V., & Kamionkowski, M. 2010, *Phys. Rev. D*, **81**, 123529
 Grayson, J. A., Ade, P. A. R., Ahmed, Z., et al. 2016, *Proc. SPIE*, **9914**, 17
 Guth, A. H. 1981, *Phys. Rev. D*, **23**, 347
 Henderson, S. W., Allison, R., Austermann, J., et al. 2016, *J. Low Temp. Phys.*, **184**, 772
 Hu, W., & Dodelson, S. 2002, *ARA&A*, **40**, 171
 Hu, W., & White, M. 1997, *New A Rev.*, **2**, 323
 Kamionkowski, M., Kosowsky, A., & Stebbins, A. 1997, *Phys. Rev. Lett.*, **78**, 2058
 Kaufman, J., Leon, D., & Keating, B. 2016, *Int. J. Modern Phys. D*, **25**, 1640008
 Keating, B. G., Shimon, M., & Yadav, A. P. S. 2013, *ApJ*, **762**, L23
 Keisler, R., Hoover, S., Harrington, N., et al. 2015, *ApJ*, **807**
 Lazear, J., Ade, P. A. R., Benford, D., et al. 2014, in *Millimeter, Submillimeter, and Far-Infrared Detectors and Instrumentation for Astronomy VII*, Proc. SPIE, 9153, 91531L
 Linde, A. D. 1982, *Phys. Lett. B*, **108**, 389
 Louis, T., Grace, E., Hasselfield, M., et al. 2017, *J. Cosmol. Astropart. Phys.*, **2017**
 Macías-Pérez, J. F., Mayet, F., Aumont, J., & Désert, F.-X. 2010, *ApJ*, **711**, 417
 Michel, F. C., Scowen, P. A., Dufour, R. J., & Hester, J. J. 1991, *ApJ*, **368**, 463
 Planck Collaboration XI. 2016, *A&A*, **594**, A11
 Planck Collaboration XIII. 2016, *A&A*, **594**, A13
 Planck Collaboration XIX. 2016, *A&A*, **594**, A19
 Planck Collaboration XXVI. 2016, *A&A*, **594**, A26
 Planck Collaboration III. 2020, *A&A*, in press, <https://doi.org/10.1051/0004-6361/201832909>
 Planck Collaboration Int. XXX. 2016, *A&A*, **586**, A133
 Planck Collaboration Int. XLVI. 2016, *A&A*, **596**, A107
 Planck Collaboration Int. XLIX. 2016, *A&A*, **596**, A110
 Polarbear Collaboration 2014, *ApJ*, **794**
 Polnarev, A. 1985, *Sov. Astron.*, **29**, 607
 Ritacco, A., Macías-Pérez, J. F., Ponthieu, N., et al. 2018, *A&A*, **616**, A35
 Rosset, C., Tristram, M., Ponthieu, N., et al. 2010, *A&A*, **520**, A13
 Rubiño-Martín, J. A., Rebolo, R., Aguiar, M., et al. 2012, in *Ground-based and Airborne Telescopes IV*, Proc. SPIE, 8444, 84442Y
 Seljak, U., & Zaldarriaga, M. 1997, *Phys. Rev. Lett.*, **78**, 2054
 Suzuki, A., Ade, P. A. R., Akiba, Y., et al. 2018, *J. Low Temp. Phys.*, **193**, 1048
 Thum, C., Wiesemeyer, H., Paubert, G., Navarro, S., & Morris, D. 2008, *PASP*, **120**, 777
 Weiland, J. L., Odegard, N., Hill, R. S., et al. 2011, *ApJS*, **192**
 Weiler, K. W., & Panagia, N. 1978, *A&A*, **70**, 419
 Wiesemeyer, H., Hezareh, T., Kreysa, E., et al. 2014, *PASP*, **126**, 1027