

Search for Galactic runaway stars using *Gaia* Data Release 1 and HIPPARCOS proper motions (*Corrigendum*)

J. Maíz Apellániz¹, M. Pantaleoni González^{1,2}, R. H. Barbá³, S. Simón-Díaz^{4,5}, I. Negueruela⁶,
D. J. Lennon⁷, A. Sota⁸, and E. Trigueros Páez^{1,6}

¹ Centro de Astrobiología CSIC-INTA, Campus ESAC, Camino bajo del castillo s/n, 28 692 Villanueva de la Cañada, Spain
e-mail: jmaiz@cab.inta-csic.es

² Departamento de Astrofísica y Física de la Atmósfera, Universidad Complutense de Madrid, 28 040 Madrid, Spain

³ Departamento de Física y Astronomía, Universidad de La Serena, Av. Cisternas 1200 Norte, La Serena, Chile

⁴ Instituto de Astrofísica de Canarias, 38 200 La Laguna, Tenerife, Spain

⁵ Departamento de Astrofísica, Universidad de La Laguna, 38 205 La Laguna, Tenerife, Spain

⁶ Departamento de Física, Ingeniería de Sistemas y Teoría de la Señal, Escuela Politécnica Superior, Universidad de Alicante, Carretera San Vicente del Raspeig s/n, 03 690 San Vicente del Raspeig, Spain

⁷ ESA, European Space Astronomy Centre, Camino bajo del castillo s/n, 28 692 Villanueva de la Cañada, Spain

⁸ Instituto de Astrofísica de Andalucía-CSIC, Glorieta de la Astronomía s/n, 18 008 Granada, Spain

A&A, 616, A149 (2018), <https://doi.org/10.1051/0004-6361/201832787>

Key words. surveys – proper motions – Galaxy: structure – supergiants – stars: kinematics and dynamics – errata, addenda

The wrong versions of Figs. 1 and 2 were published in the paper. The points corresponding to Table 6 in the top panels were missing and a single “dummy” unlabeled point was shown instead. The correct versions are given here.

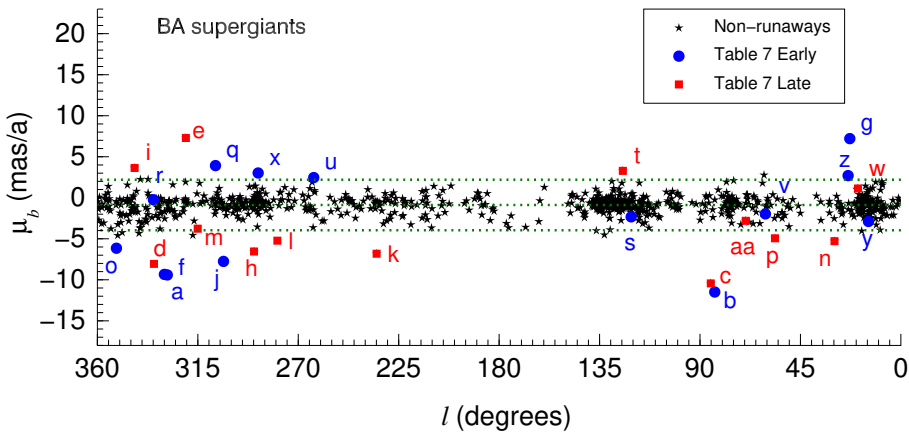
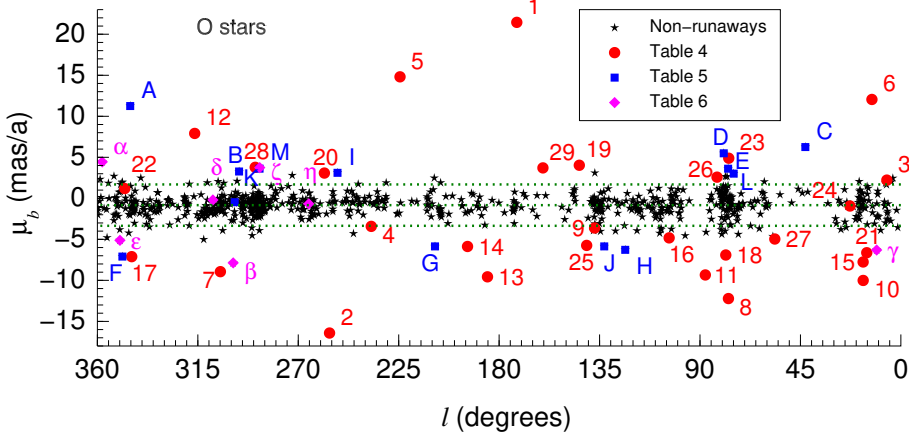


Fig. 1. Observed proper motion in Galactic latitude for O stars (*top panel*) and BA supergiants (*bottom panel*). Different colors and symbols are used to identify the runaway candidates in Tables 4–7, and the IDs in these tables are also shown. The dotted green lines represent the functions and 2σ deviations used to detect runaway candidates. The vertical scales are the same in both panels to facilitate comparison.

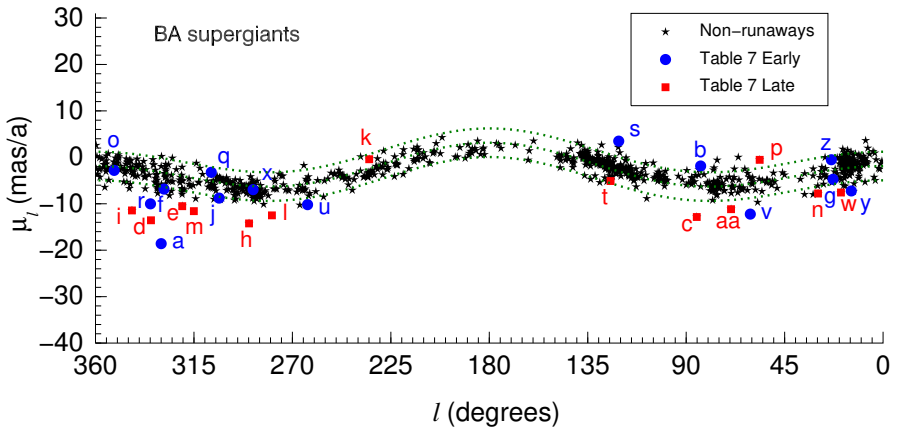
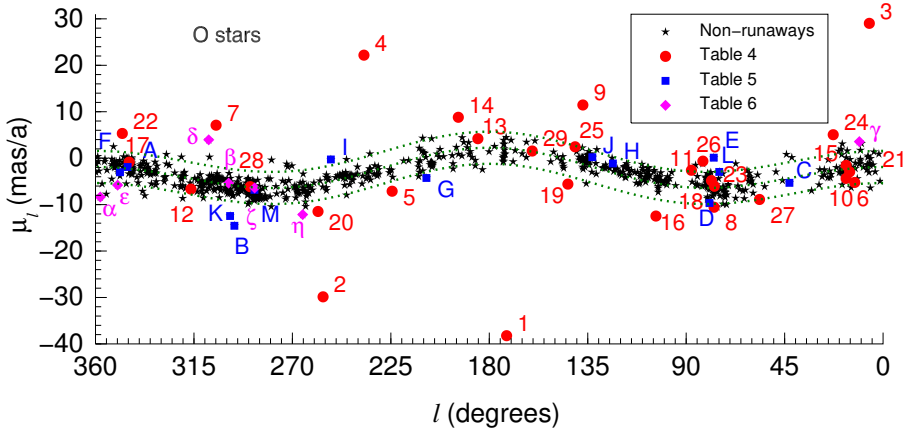


Fig. 2. Observed proper motion in Galactic longitude for O stars (*top panel*) and BA supergiants (*bottom panel*). Different colors and symbols are used to identify the runaway candidates in Tables 4–7, and the IDs in these tables are also shown. The dotted green lines represent the functions and 2σ deviations used to detect runaway candidates. The vertical scales are the same in both panels to facilitate comparison.