

Limits on the H I content of the dwarf galaxy Hydra II (Research Note)

Andrew Janzen¹, Eve M. Klopff², Felix J. Lockman³, Rodolfo Montez Jr⁴, Kurt Plarre⁵, Nau Raj Pokhrel⁶,
Robert J. Selina⁷, Aditya Togi⁸, and Mehrnoush Zomederis⁹

¹ California Institute of Technology, 1200 E. California Blvd, Pasadena, CA 91125, USA

² Oregon Institute of Technology, 3201 Campus Drive, Klamath Falls, OR 97601, USA

³ National Radio Astronomy Observatory, Green Bank, WV 24494, USA
e-mail: jlockman@nrao.edu

⁴ Physics and Astronomy Department, Vanderbilt University, PMB 401807, 2401 Vanderbilt Place, Nashville, TN 37240, USA

⁵ Associated Universities Inc, Av. Nueva Costanera 4091, Suite 502, Vitacura Santiago, Chile

⁶ Department of Physics, Florida International University, Miami, FL 33199, USA

⁷ National Radio Astronomy Observatory, PO Box O, Socorro, NM 87801, USA

⁸ Department of Physics and Astronomy, The University of Toledo, 2825 West Bancroft Street, Toledo, OH 43606, USA

⁹ Department of Physics and Astronomy, York University, 4700 Keele Street, Toronto, Ontario, M3J 1P3, Canada

Received 8 September 2015 / Accepted 27 October 2015

ABSTRACT

Sensitive 21 cm HI observations have been made with the Green Bank Telescope toward the newly-discovered Local Group dwarf galaxy Hydra II, which may lie within the leading arm of the Magellanic Stream. No neutral hydrogen was detected. Our 5σ limit of $M_{\text{HI}} \leq 210 M_{\odot}$ for a 15 km s^{-1} linewidth gives a gas to luminosity ratio $M_{\text{HI}}/L_V \leq 2.6 \times 10^{-2} M_{\odot} L_{\odot}^{-1}$. The limits on HI mass and M_{HI}/L_V are typical of dwarf galaxies found within a few hundred kpc of the Milky Way. Whatever the origin of Hydra II, its neutral gas properties are not unusual.

Key words. galaxies: dwarf – Galaxy: halo – Local Group – galaxies: individual: Hydra II

1. Introduction

Hydra II is a dwarf galaxy in the Local Group, newly-discovered during the Survey of the Magellanic Stellar History (SMASH) using the Dark Energy Survey Camera DECam (Nidever & Smash Team 2015; Martin et al. 2015). It lies at a distance of 134 kpc from the Sun with $V_{\text{hel}} = 303 \text{ km s}^{-1}$, and has physical properties, such as a half light radius of 66 pc, a high dynamical mass-to-luminosity ratio, and a metallicity $\langle |\text{Fe}/\text{H}| \rangle = -2.02 \pm 0.08$, indicating that it is a dwarf galaxy and not a cluster in the Milky Way's halo (Martin et al. 2015; Kirby et al. 2015). It is located in the same region of the sky as the leading arm of the Magellanic Stream and has a similar velocity (Nidever et al. 2008, 2010). The distance to the leading arm is not known and estimates range from 21 kpc to >100 kpc (McClure-Griffiths et al. 2008; Besla et al. 2012; Martin et al. 2015). If Hydra II originated in the Magellanic Clouds it may have a considerably different history and properties than other Milky Way dwarfs (Martin et al. 2015). For this reason, we made very sensitive observations of the 21 cm HI emission in Hydra II using the Green Bank Telescope, which has been used to produce some of the most strict limits on the HI content of other Local Group dwarf galaxies (Spekkens et al. 2014).

2. Observations and analysis

Measurements of 21 cm emission from Hydra II were made with the 100-m diameter Robert C. Byrd Green Bank Telescope

(GBT) of the National Radio Astronomy Observatory¹ on 2015, July 7–8 and July 17, centered at the position J2000 = $12^{\text{h}}21^{\text{m}}42.1^{\text{s}}-31^{\circ}59'07''$ given by Martin et al. (2015). The GBT 1.4 GHz receiver had a total system temperature toward Hydra II of about 21 K. The GBT VEGAS spectrometer was used to measure spectra with both in-band frequency switching for 23 min and position-switching to a reference location displaced $\pm 5^{\text{m}}30^{\text{s}}$ in right ascension from the source for 110 min. The $9'.1$ FWHM beam of the GBT at 21 cm completely encompasses Hydra II, which is estimated to have an angular size of about $1'.7$ on the sky (Kirby et al. 2015).

The 21 cm spectra covered $\pm 2000 \text{ km s}^{-1}$ centered on zero velocity in the local standard of rest (LSR). In the position-switched observations, emission at Milky Way velocities between -70 and $+180 \text{ km s}^{-1}$ is partially cancelled, but as the stars in Hydra II have a mean $V_{\text{LSR}} = +301 \text{ km s}^{-1}$, this does not affect our results. The data were reduced using the standard GBTIDL routines and calibrated correcting for atmospheric attenuation to produce T_{a}^* as a function of V_{LSR} . Frequency-switched data were calibrated and corrected for stray radiation using the method described in Boothroyd et al. (2011). The final spectra, smoothed to a velocity resolution of 0.30 km s^{-1} from the intrinsic resolution of 0.15 km s^{-1} , are shown in Fig. 1. We combine the noise limits from position- and frequency-switched spectra for

¹ The National Radio Astronomy Observatory is a facility of the National Science Foundation operated under cooperative agreement by Associated Universities, Inc.

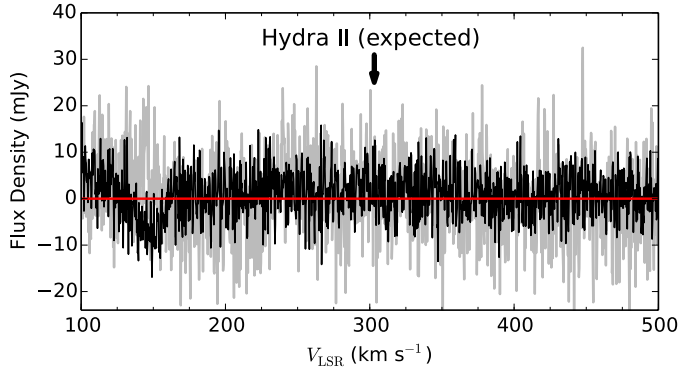


Fig. 1. GBT 21 cm HI spectra toward Hydra II over the velocity range appropriate to that galaxy. The grey and black are the frequency- and position-switched spectra, respectively. Their differing noise level is a consequence of the difference in exposure times: 23 min for frequency switching and 110 min for position switching. The combined rms noise is 9.1 mK in an 0.30 km s^{-1} channel. The dip in the position-switched spectrum near 150 km s^{-1} results from partial cancellation of Milky Way emission.

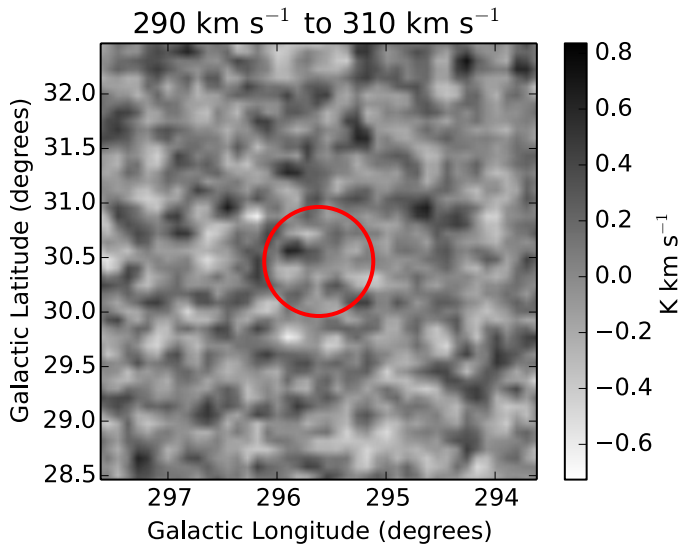


Fig. 2. The integrated 21 cm HI emission in the field of Hydra II from the GASS survey (McClure-Griffiths et al. 2009; Kalberla et al. 2010) over 20 km s^{-1} around the stellar velocity of Hydra II, whose location at $\ell, b = 295:62 + 30:46$ is marked with the circle. No significant emission is detected. The brightest HI within a degree of the galaxy is consistent with a 2.3σ noise feature.

a final estimated rms noise in T_a^* of 9.1 mK (4.55 mJy) in an 0.30 km s^{-1} channel.

No signal from HI associated with Hydra II is detected. The 5σ limit on the velocity-integrated flux density over 15 km s^{-1} is $5 \times 4.55 \times 0.3 \times \sqrt{15/0.30} = 48.3 \text{ mJy km s}^{-1}$. The HI mass within the beam is given by

$$M_{\text{HI}} (M_{\odot}) = 2.36 \times 10^5 D^2 \int S dv \quad (1)$$

(Roberts 1975), where D is the source distance in Mpc, and $\int S dv$ is the velocity integrated flux in Jy km s^{-1} . We assume an HI linewidth of 15 km s^{-1} , consistent with that used in the analysis of other local dwarfs (Spekkens et al. 2014). At the 0.134 Mpc distance of Hydra II, our measurements give a 5σ limit $M_{\text{HI}} \leq 210 M_{\odot}$.

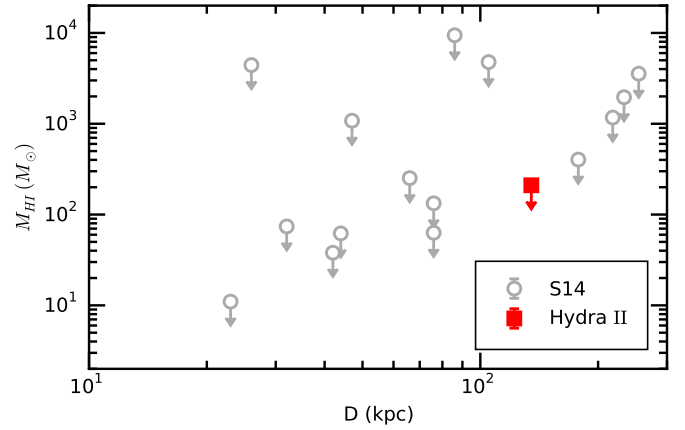


Fig. 3. 5σ HI mass limits of local dwarf galaxies from Spekkens et al. (2014; S14 open symbols) as a function of heliocentric distance, with the Hydra II measurement as the filled symbol. The limit on M_{HI} of Hydra II is consistent with that of other dwarfs near the Milky Way.

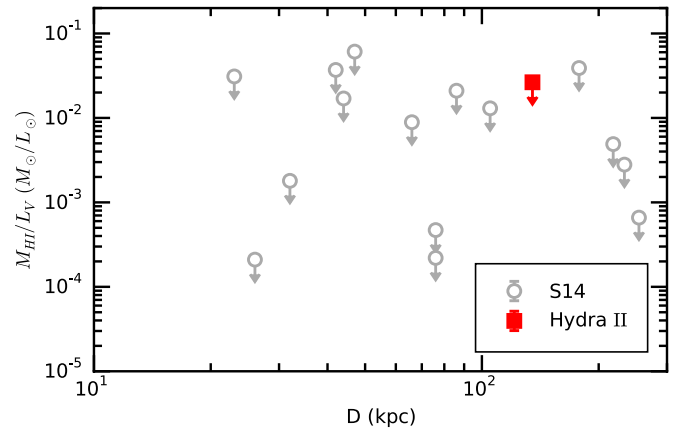


Fig. 4. 5σ HI mass to L_V ratios of local dwarf galaxies from Spekkens et al. (2014; S14) as a function of heliocentric distance with open symbols, and the Hydra II measurement as a filled symbol using L_V from Martin et al. (2015). The limit for Hydra II is consistent with that of other dwarfs near the Milky Way.

To explore whether there might be some HI associated with Hydra II but displaced somewhat in position or velocity from the stars, we integrated the GASS HI survey, made with the Parkes radio telescope at an angular resolution of 14.4 (McClure-Griffiths et al. 2009; Kalberla et al. 2010) over 20 km s^{-1} around the velocity of the galaxy. Figure 2 shows the resulting noise map. No HI is detected. The brightest GASS pixel within one degree of Hydra II has an integrated intensity of 0.7 K-km s^{-1} , or 2.3σ of the measured noise. Over the area of the Parkes telescope beam anywhere in this field, the 5σ limit on M_{HI} is $9350 M_{\odot}$.

3. Discussion

We do not detect any HI directly toward Hydra II, nor is there any evidence of significant HI nearby that galaxy, in position or velocity. Our 5σ limit $M_{\text{HI}} \leq 210 M_{\odot}$ shown in Fig. 3, is consistent with values derived for other Local Group dwarf galaxies that lie within the $\approx 300 \text{ kpc}$ virial radius of the Milky Way (Blitz & Robishaw 2000; Grcevich & Putman 2009; Spekkens et al. 2014; Westmeier et al. 2015). Likewise, the derived HI mass-luminosity limit (using L_V from Martin et al. 2015) of $M_{\text{HI}}/L_V \leq 2.6 \times 10^{-2} M_{\odot} L_{\odot}^{-1}$ is also similar to that found for dwarfs near the Milky Way, as shown in Fig. 4. Dwarf galaxies at

larger distances from the Milky Way typically have $M_{\text{HI}}/L_V \approx 1$ (McConnachie 2012).

The lack of detectable HI in nearby dwarf galaxies is usually ascribed to tidal or ram pressure stripping in the Milky Way's hot halo (Blitz & Robishaw 2000; Mayer et al. 2006; Grcevich & Putman 2009; Gatto et al. 2013). Presumably, similar processes have removed the gas from Hydra II. In this regard, Hydra II's location near the leading arm of the Magellanic Stream has apparently not affected its neutral Hydrogen properties as compared with other dwarfs at similar distances.

Acknowledgements. We thank K. Spekkens for useful discussions and Richard Prestage for comments on the manuscript. These measurements were performed as part of the 2015 NRAO/NAIC Single Dish Summer School program.

References

- Besla, G., Kallivayalil, N., Hernquist, L., et al. 2012, *MNRAS*, **421**, 2109
- Blitz, L., & Robishaw, T. 2000, *ApJ*, **541**, 675
- Boothroyd, A. I., Blagrove, K., Lockman, F. J., et al. 2011, *A&A*, **536**, A81
- Gatto, A., Fraternali, F., Read, J. I., et al. 2013, *MNRAS*, **433**, 2749
- Grcevich, J., & Putman, M. E. 2009, *ApJ*, **696**, 385
- Kalberla, P. M. W., McClure-Griffiths, N. M., Pisano, D. J., et al. 2010, *A&A*, **521**, A17
- Kirby, E. N., Simon, J. D., & Cohen, J. G. 2015, *ApJ*, **810**, 56
- Martin, N. F., Nidever, D. L., Besla, G., et al. 2015, *ApJ*, **804**, L5
- Mayer, L., Mastropietro, C., Wadsley, J., Stadel, J., & Moore, B. 2006, *MNRAS*, **369**, 1021
- McClure-Griffiths, N. M., Staveley-Smith, L., Lockman, F. J., et al. 2008, *ApJ*, **673**, L143
- McClure-Griffiths, N. M., Pisano, D. J., Calabretta, M. R., et al. 2009, *ApJS*, **181**, 398
- McConnachie, A. W. 2012, *AJ*, **144**, 4
- Nidever, D., & Smash Team. 2015, in ASP Conf. Ser. 491, eds. S. Points, & A. Kunder, 325
- Nidever, D. L., Majewski, S. R., & Burton, W. B. 2008, *ApJ*, **679**, 432
- Nidever, D. L., Majewski, S. R., Butler Burton, W., & Nigra, L. 2010, *ApJ*, **723**, 1618
- Roberts, M. S. 1975, Radio Observations of Neutral Hydrogen in Galaxies, eds. A. Sandage, M. Sandage, & J. Kristian (the University of Chicago Press), 309
- Spekkens, K., Urbancic, N., Mason, B. S., Willman, B., & Aguirre, J. E. 2014, *ApJ*, **795**, L5
- Westmeier, T., Staveley-Smith, L., Calabretta, M., et al. 2015, *MNRAS*, **453**, 338