

## The UMIST database for astrochemistry 2006<sup>★</sup>

J. Woodall<sup>1</sup>, M. Agúndez<sup>2</sup>, A. J. Markwick-Kemper<sup>1,3</sup>, and T. J. Millar<sup>1,4</sup>

<sup>1</sup> Jodrell Bank Centre for Astrophysics, School of Physics and Astronomy, University of Manchester, Sackville Street Building, Manchester M60 1QD, UK

e-mail: Tom.Millar@qub.ac.uk

<sup>2</sup> Departamento de Astrofísica Molecular e Infrarroja, Instituto de Estructura de la Materia, CSIC, Serrano 121 28006 Madrid, Spain

<sup>3</sup> Department of Astronomy, University of Virginia, PO Box 3818, Charlottesville, VA 22903, USA

<sup>4</sup> Astrophysics Research Centre, School of Mathematics and Physics, Queen's University Belfast, Belfast BT7 1NN, UK

Received 7 February 2006 / Accepted 30 January 2007

### ABSTRACT

**Aims.** We present a new version of the UMIST Database for Astrochemistry, the fourth such version to be released to the public. The current version contains some 4573 binary gas-phase reactions, an increase of 10% from the previous (1999) version, among 420 species, of which 23 are new to the database.

**Methods.** Major updates have been made to ion-neutral reactions, neutral-neutral reactions, particularly at low temperature, and dissociative recombination reactions. We have included for the first time the interstellar chemistry of fluorine. In addition to the usual database, we have also released a reaction set in which the effects of dipole-enhanced ion-neutral rate coefficients are included.

**Results.** These two reactions sets have been used in a dark cloud model and the results of these models are presented and discussed briefly. The database and associated software are available on the World Wide Web at [www.udfa.net](http://www.udfa.net).

**Key words.** molecular data – molecular processes – ISM: molecules – astrochemistry

## 1. Introduction

The use of astrochemical models to interpret observations of interstellar and circumstellar molecular line observations is widespread; recent years have seen the application of such models to protoplanetary disks (Aikawa & Herbst 1999; Aikawa et al. 2002; Markwick et al. 2002; Ilgner et al. 2004; Semenov et al. 2005), protoplanetary nebulae (Cernicharo 2004; Woods et al. 2005), hot molecular cores (Viti et al. 2004; Nomura & Millar 2004; Wakelam et al. 2004), the early universe (Flower & Pineau des Forêts 2003; Lepp 2003) as well as the more traditional applications to diffuse and dark interstellar clouds (Stantcheva & Herbst 2004; Lee et al. 2004), interstellar shocks (Bergin et al. 1999; Flower et al. 2003), YSOs (Rodgers & Charnley 2003; Doty et al. 2004; Stäuber et al. 2005), and circumstellar envelopes (Brown & Millar 2003; Willacy 2004). Many of these papers consider grain chemistry either implicitly or explicitly and several have been aimed at exploring deuterium fractionation (Roberts et al. 2003, 2004) and, in particular, the possible role that grains may play in the creation of the high fractionation ratios observed in many multi-deuterated species.

The role of surface chemistry in the synthesis of interstellar molecules is a matter of much debate presently and, given the difficulties in finding an appropriate numerical description of the surface kinetics, most arguments to support the influence of grain reactions start from the failure of gas-phase chemistry to reproduce abundances of particular molecules or classes of molecule. In this regard it is therefore important to have as complete a system of gas-phase reactions as possible to describe molecular synthesis.

In this paper we discuss the latest release of the UMIST Database for Astrochemistry which has undergone a detailed re-examination over the past two years. Although the number of reactions has increased by only 10% we have critically re-assessed the rate coefficients of all reactions and have incorporated the latest laboratory data. Indeed in this release, there is experimental data available on just over one-third of all reactions, an increase of about 6%. In the following section we present our conventions, Sect. 3 discusses the updates we have made to the data while in Sect. 4 we present the results of a dark cloud model.

## 2. Species and related data

He, C, N, O, F, Na, Mg, Si, P, S, Cl, and Fe, are listed in order of mass in Table 1.

The permanent electric dipole moments of the neutral molecules are listed in Table 2.

Table 3, available in full only in electronic form, contains all of the reactions and their associated rate coefficients.

Our reaction format is:

I, type, R1, R2, R3, P1, P2, P3, P4,  $\alpha$ ,  $\beta$ ,  $\gamma$ , source,  $T_l$ ,  $T_u$ , accuracy, reference code where I is the reaction number; type the reaction type (see Table 7); R1, R2 and R3 are reactants (to allow for the inclusion of three-body reactions); P1, P2, P3, P4 are products;  $T_l$  ( $T_u$ ) is the lower (upper) temperature limit at which the rate coefficient holds; source indicates the source of the data (“M” measured, “E” estimated, “C” calculated, and “L” literature search, with the latter most often used to note rate coefficients which are derived using several experimental values). The accuracy is described by a letter – A, B, C, D, E – where the errors are <25%, <50%, within a factor of 2, within an order of magnitude, and highly uncertain, respectively. The

<sup>★</sup> Tables 1, 2, 4 and 9 are only available in electronic form at <http://www.aanda.org>

**Table 3.** List of the first ten reactions in the database. The full database is available in electronic form at [www.udfa.net](http://www.udfa.net).

Index	Type	Reactants	Products	Alpha	Beta	Gamma	Source	$T_1$	$T_u$	Acc.	Ref.
1	NN	H CH	C H <sub>2</sub>	$1.31 \times 10^{-10}$	0.00	80.0	C	300	2000	B	NIST
2	NN	H CH <sub>2</sub>	CH H <sub>2</sub>	$6.64 \times 10^{-11}$	0.00	0.0	L	300	2500	A	NIST
3	NN	H NH	N H <sub>2</sub>	$1.73 \times 10^{-11}$	0.50	2400.0	L	80	300	C	
4	NN	H CH <sub>3</sub>	CH <sub>2</sub> H <sub>2</sub>	$1.00 \times 10^{-10}$	0.00	7600.0	L	300	2500	A	NIST
5	NN	H NH <sub>2</sub>	NH H <sub>2</sub>	$5.25 \times 10^{-12}$	0.79	2200.0	L	73	300	C	
6	NN	H NH <sub>2</sub>	NH H <sub>2</sub>	$1.05 \times 10^{-10}$	0.00	4450.0	M	1100	3000	A	NIST
7	NN	H CH <sub>4</sub>	CH <sub>3</sub> H <sub>2</sub>	$5.94 \times 10^{-13}$	3.00	4045.0	L	300	2500	A	NIST
8	NN	H OH	O H <sub>2</sub>	$6.99 \times 10^{-14}$	2.80	1950.0	L	300	2500	A	NIST
9	NN	H NH <sub>3</sub>	NH <sub>2</sub> H <sub>2</sub>	$7.80 \times 10^{-13}$	2.40	4990.0	M	200	2500	C	NIST
10	NN	H H <sub>2</sub> O	OH H <sub>2</sub>	$1.59 \times 10^{-11}$	1.20	9610.0	L	250	3000	A	NIST

numerical values of the reference code is taken from the Anicich (2004) database for ion-neutral reactions, while the other codes are listed in Table 4.

As before, some reactions are duplicated when their temperature dependence cannot be approximated by one Arrhenius-type formula. Examples include the important reaction,  $O + OH \rightarrow O_2 + H$  which is best fit by a formula which includes a (negative) activation energy barrier above the experimental lower limit of 158 K and, at low temperatures, a formula which has no activation energy barrier and, at most, only a weak temperature dependence (Smith et al. 2004; Sims 2006; Carty et al. 2006). This reaction is also an example of one which has a negative activation energy, usually the result of fitting a rate coefficient over a particular temperature range. Indiscriminate use of such rate coefficients at low temperatures, indeed outside their range of validity, can lead to serious errors in any model calculation. For those reactions for which more than one temperature range is included, we have been careful to ensure that the temperature ranges do not overlap. A more pressing concern is how to evaluate a rate coefficient outside of its given temperature range. In general, we recommend that one uses the entry in the database closest to the temperature of interest. In most cases, this will give a reasonable value for the rate coefficient. However, care needs to be taken when the rate coefficient has a negative activation energy; in such cases one should check to see whether the rate coefficient remains physical. For example, the reaction between  $C_2H$  and  $C_2H_2$  has a rate coefficient best fit with a negative activation energy of 25 K over the range 143–3000 K. At 10 K, it is probably still reasonable to use this fit to determine the rate coefficient. On the other hand, the reaction between O and  $NO_2$ , which has a negative activation energy of 120 K over the range 200–2500 K, has an unreasonably large rate coefficient at 10 K. In our experience, the rate coefficients of the following reactions should be set to zero in a model at 10 K: reaction numbers 6, 93, 140, 171, 266, 282, 312, 316, 351, 353, 377, 419, 431, 443, 446, 448, 488, 493, 501–2, 520, 533, 540, 660, 666–7, 949, 1684, 1731, 2939, 2946, 3533–4, 3536–7, 3552–3, 3555–6, 3558–9, 3581–6, 4007–8, 4013–4, 4016, 4079, 4109, 4112, 4115, 4138, and 4558. Some of these are duplicated reactions.

In addition, we also make available a second reaction file, called Rate06-dipole, which includes the enhancement of ion-neutral rate coefficients for cases in which the neutral has a large, permanent electric dipole moment. Such enhancements, due to “dipole locking” effects (Trope 1987; Herbst & Leung 1986b), result in rate coefficients which have a  $T^{-1/2}$  dependence at low temperatures. In our reaction file we include this power-law behaviour in all reactions for which (i) the neutral has a dipole moment in excess of 0.9 Debye; (ii) the reaction does not

already have a temperature dependence; and (iii) the reaction does not have a measured rate coefficient at low temperatures. In general, the use of the dipole-enhanced rate file is to be preferred at the low temperatures of dark interstellar clouds. In particular, the rate coefficients are more accurate for exothermic proton-transfer reactions and many other ion-neutral reactions which proceed with unit efficiency. It is less clear that rate coefficients are enhanced when the reaction is slow at room temperature. One of the main advantages in using the dipole-enhanced rate coefficients is that they give a much better fit to the observations of protonated ions detected in the cold interstellar clouds, e.g.  $HCS^+$ ,  $HCNH^+$ ,  $HC_3NH^+$ , and are, as a result, to be preferred for calculations at 10 K. We discuss the influence of such coefficients on calculated abundances in Sect. 4.

### 2.1. Calculation of the rates from $\alpha$ , $\beta$ and $\gamma$

For two-body reactions, the rate coefficient is given by:

$$k = \alpha (T/300)^\beta \exp(-\gamma/T) \quad \text{cm}^3 \text{ s}^{-1} \quad (1)$$

where  $T$  is the gas temperature.

For direct cosmic-ray ionisation (R2 = CRP):

$$k = \alpha \quad \text{s}^{-1} \quad (2)$$

whereas for cosmic-ray-induced photoreactions (R2 = CRPHOT):

$$k = \alpha (T/300)^\beta \gamma / (1 - \omega) \quad \text{s}^{-1} \quad (3)$$

where  $\alpha$  is the cosmic-ray ionisation rate,  $\gamma$  is the probability per cosmic-ray ionisation that the appropriate photoreaction takes place, and  $\omega$  is the dust grain albedo in the far ultraviolet (typically 0.6 at 150 nm). The cosmic-ray ionisation rates listed here are normalized to a total ionization rate,  $\zeta_0$ , for  $H_2$  of  $1.36 \times 10^{-17}$  ionisations per sec. Rates for both cosmic-ray ionisation and cosmic-ray-induced photoreactions can be scaled to other choices of the ionization rate,  $\zeta$ , by multiplying by the appropriate rate coefficients by  $\zeta/\zeta_0$ .

For interstellar photoreactions (R2 = PHOTON), the rate is derived as:

$$k = \alpha \exp(-\gamma A_V) \text{ s}^{-1} \quad (4)$$

where  $\alpha$  represents the rate in the unshielded interstellar ultraviolet radiation field,  $A_V$  is the extinction at visible wavelengths caused by interstellar dust, and  $\gamma$  is the parameter used to take into account the increased extinction of dust at ultraviolet wavelengths.

**Table 5.** New species and alterations to chemical formulae. For the latter, we specify the old representation followed by the new.

New species							
F	F <sup>+</sup>	HF <sup>+</sup>	HF	H <sub>2</sub> F <sup>+</sup>	CF <sup>+</sup>	C <sub>3</sub> H <sub>6</sub> <sup>+</sup>	C <sub>3</sub> H <sub>7</sub> <sup>+</sup>
NH <sub>2</sub> CN	NH <sub>2</sub> CNH <sup>+</sup>	N <sub>2</sub> O <sup>+</sup>	HN <sub>2</sub> O <sup>+</sup>	HCOOH <sup>+</sup>	SiF <sup>+</sup>	NCCN	NCCNH <sup>+</sup>
H <sub>3</sub> C <sub>3</sub> N <sup>+</sup>	C <sub>4</sub> H <sub>7</sub> <sup>+</sup>	CH <sub>3</sub> CS <sup>+</sup>	C <sub>4</sub> N	NCCNCH <sub>3</sub> <sup>+</sup>	C <sub>6</sub> H <sub>6</sub> <sup>+</sup>	C <sub>10</sub>	
Altered chemical formulae							
C <sub>3</sub> H <sub>4</sub> by CH <sub>3</sub> CCH		H <sub>4</sub> C <sub>2</sub> N <sup>+</sup> by CH <sub>3</sub> CNH <sup>+</sup>		H <sub>5</sub> C <sub>2</sub> O <sup>+</sup> by CH <sub>3</sub> CHOH <sup>+</sup>		C <sub>2</sub> H <sub>6</sub> OH <sup>+</sup> by CH <sub>3</sub> OCH <sub>4</sub> <sup>+</sup>	
C <sub>2</sub> H <sub>7</sub> O <sup>+</sup> by C <sub>2</sub> H <sub>5</sub> OH <sub>2</sub> <sup>+</sup>		H <sub>2</sub> C <sub>3</sub> N <sup>+</sup> by HC <sub>3</sub> NH <sup>+</sup>		H <sub>3</sub> C <sub>3</sub> N by CH <sub>2</sub> CHCN		C <sub>3</sub> H <sub>6</sub> OH <sup>+</sup> by C <sub>2</sub> H <sub>6</sub> COH <sup>+</sup>	
C <sub>5</sub> H <sub>4</sub> by CH <sub>3</sub> C <sub>4</sub> H		H <sub>3</sub> C <sub>4</sub> N <sup>+</sup> by CH <sub>3</sub> C <sub>3</sub> N <sup>+</sup>		H <sub>3</sub> C <sub>4</sub> N by CH <sub>3</sub> C <sub>3</sub> N		H <sub>4</sub> C <sub>4</sub> N <sup>+</sup> by CH <sub>3</sub> C <sub>3</sub> NH <sup>+</sup>	
C <sub>7</sub> H <sub>4</sub> by CH <sub>3</sub> C <sub>6</sub> H		H <sub>3</sub> C <sub>6</sub> N by CH <sub>3</sub> C <sub>5</sub> N		H <sub>4</sub> C <sub>6</sub> N <sup>+</sup> by CH <sub>3</sub> C <sub>5</sub> NH <sup>+</sup>		H <sub>3</sub> C <sub>8</sub> N by CH <sub>3</sub> C <sub>7</sub> N	
H <sub>4</sub> C <sub>8</sub> N <sup>+</sup> by CH <sub>3</sub> C <sub>7</sub> NH <sup>+</sup>							

### 3. Updates since RATE99

Including 32 ternary reactions, the database has increased in size from 4113 in RATE99 to 4605 entries in RATE06, covering 4564 distinct chemical reactions as opposed to 4082 in RATE99. Table 5 lists newly included species and changes to nomenclature from those adopted in RATE99. There are 577 reactions new to RATE06, and of the reactions common to both versions of the database, around 450 of them have had their rate coefficient updated. Of these, the 156 cosmic-ray photon reaction rates were updated as described below, and for the remainder, the changes are either due to new data being available, or a reappraisal of the existing data. The reaction rate coefficients changing the most are largely neutral-neutral reactions whose low temperature behaviour has been reexamined in the literature, such as reactions between atomic oxygen and polyynes – rate coefficients for these reactions have typically increased from  $10^{-25}$  in RATE99 to  $10^{-11}$  in RATE06. There are only 10 reactions whose 10 K rate coefficient has increased by more than a factor of 100. There are 7 reactions whose 10 K rate coefficient has decreased by more than a factor of 100. These reactions and their data are shown in Table 6. On the database web site [www.udfa.net](http://www.udfa.net), the changes to each rate coefficient between RATE95, RATE99 and RATE06 can be examined in more detail on a reaction by reaction basis.

The table of reactions is ordered in broad categories as listed in Table 7. Within each category, ordering is done by mass such that species R1 is the lightest of the collision partners, and, for a given R1, R2 is listed in order of increasing mass. Figure 1 shows the changes in the source of the data and accuracy of the rate coefficients between RATE99 and RATE06. As expected, the fraction of measured reactions and the accuracy of the data has improved with time. In addition to the one-third or so reactions which have measured rate coefficients, many of the photorates are, of course, based on experimental cross-sections. We describe each category in turn, noting important changes to the data where appropriate.

#### 3.1. Neutral-neutral reactions

Since the time of our last release we have increased the number of neutral-neutral reactions by just over 100, removing around 10 reactions in the process, mostly because they are endothermic or because new laboratory measurements have indicated different products or negligible rate coefficients. Our new reactions are the result of an extensive search of the NIST Chemistry Webbook (<http://webbook.nist.gov/chemistry>) as well as more recent literature (the NIST Webbook has not included new data since around 2001) for reactions likely to be of interest in interstellar, circumstellar and shock chemistry. Many

of the rate coefficients have been taken from the series of papers on evaluated neutral-neutral rate coefficients published by the IUPAC Subcommittee on Gas Kinetic Data Evaluation for Atmospheric Chemistry (much of its data is available on the web site <http://www.iupac-kinetic.ch.cam.ac.uk>), while we have made extensive use of the paper by Smith et al. (2004) which discusses the low-temperature behaviour of neutral-neutral reactions.

#### 3.2. Cation-neutral reactions

Almost 2950 reactions in the database fall into the category of binary reactions between a cation and a neutral species, with around 550 of these involving charge exchange rather than bond breaking. We have reviewed these reactions thoroughly, mostly using the recent – and final – release of the Anicich (2004) database which includes “all” ion-neutral reactions measured from 1936 to the end of 2003. Around 1160 of the ion-neutral reactions listed in our database have measured rate coefficients, mostly at room temperature. Again, where low-temperature information is available – and more is available for this category than for neutral-neutral reactions – we have included this in the database. For exothermic reactions involving species with small electric dipole moments, we expect that the rate coefficients will be temperature-independent. For reactions involving species with a large electric dipole moment, we expect a dependence on the order of  $T^{-1/2}$  and we adopt this in our “dipole-enhanced” rate file, see Sect. 2.

#### 3.3. Dissociative recombination reactions

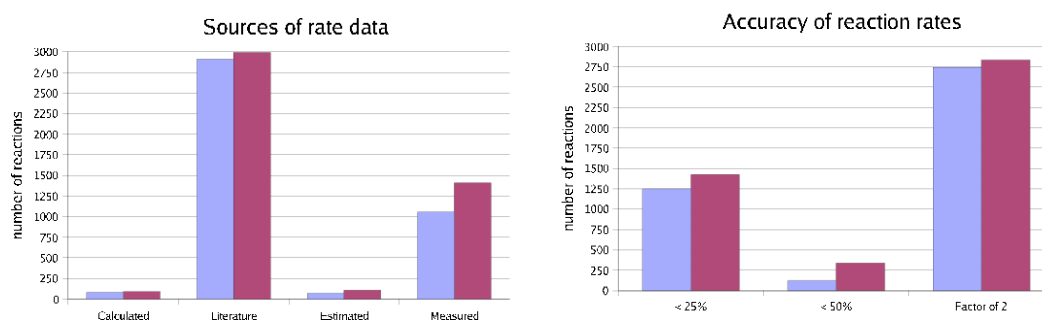
This category of reaction now involves some 500 product channels of which close to 100 have been measured. This is an area which is significantly different from previous releases due to the large amount of high-quality data which have resulted from storage ring measurements, many of which involve recombination at low collisional energies. The ability of these experiments to determine product channels has given rise to some unexpected results which are challenging traditional models of gas-phase interstellar chemistry. They include the fact that the dissociative recombination of N<sub>2</sub>H<sup>+</sup> breaks the N–N bond in two-thirds of the collisions (Geppert et al. 2004), and that of CH<sub>3</sub>OH<sub>2</sub><sup>+</sup> produces methanol, CH<sub>3</sub>OH, in only 3–4% of recombinations (Geppert et al. 2006).

#### 3.4. Radiative association

The database includes 91 radiative associations of which 17 have rate coefficients determined with the aid of experimental data,

**Table 6.** The reactions whose 10 K rate coefficient has changed the most between the current and previous releases of the database. In most cases this is due to new data for the reaction being available. The reference codes follow our usual convention.

Reaction	RATE06				RATE99			
	$\alpha$	$\beta$	$\gamma$	Reference	$\alpha$	$\beta$	$\gamma$	Reference
Biggest rate coefficient decrease								
$C_2H_4 + C_3H_3^+ \rightarrow C_5H_5^+ + H_2$	1.10E-19	0.00	0.0	0001	1.10e-09	0.00	0.0	HL89
$C_2H_3 + O_2 \rightarrow H_2CO + HCO$	4.62E-12	0.00	-171.0	NIST	2.73e-11	-1.39	510.0	NIST
$OH + CO \rightarrow CO_2 + H$	2.81E-13	0.00	176.0	SH04	1.17e-13	0.95	-74.0	NIST
$H^+ + H \rightarrow H_2^+ + h\nu$	5.13E-19	1.85	0.0	N/A	1.00e-17	0.00	0.0	PH80
$OH + OH \rightarrow H_2O + O$	1.65E-12	1.14	50.0	SH04	3.87e-13	1.69	-469.0	NIST
$H + CH \rightarrow C + H_2$	1.31E-10	0.00	80.0	NIST	2.70e-11	0.38	0.0	HG93
$CH_2^+ + h\nu \rightarrow CH^+ + H$	4.60E-11	0.00	1.8	VD06	1.70e-09	0.00	1.7	
Biggest rate coefficient increase								
$O + NS \rightarrow SO + N$	1.00E-11	0.00	0.0	SH04	1.73e-11	0.50	4000.0	MI84
$O + C_6H \rightarrow C_5H + CO$	1.70E-11	0.00	0.0	SH04	1.00e-10	0.00	250.0	HL89
$O + C_7H \rightarrow C_6H + CO$	1.70E-11	0.00	0.0	SH04	1.00e-10	0.00	250.0	HL89
$O + C_8H \rightarrow C_7H + CO$	1.70E-11	0.00	0.0	SH04	1.00e-10	0.00	250.0	HL89
$O + C_9H \rightarrow C_8H + CO$	1.70E-11	0.00	0.0	SH04	1.00e-10	0.00	250.0	HL89
$O + C_3H \rightarrow CO + C_2H$	1.70E-11	0.00	0.0	SH04	1.00e-10	0.00	250.0	HL89
$O + C_4H \rightarrow C_3H + CO$	1.70E-11	0.00	0.0	SH04	1.00e-10	0.00	250.0	HL89
$O + C_5H \rightarrow C_4H + CO$	1.70E-11	0.00	0.0	SH04	1.00e-10	0.00	250.0	HL89
$N + C_4H_2^+ \rightarrow HC_4N^+ + H$	9.50E-12	0.00	0.0	9902	1.00e-18	0.00	0.0	
$CN + O_2 \rightarrow NO + CO$	5.01E-12	-0.46	-8.0	NIST	5.30e-13	0.00	0.0	

**Fig. 1.** The rate coefficient data in RATE06 (dark) is more accurate, and based on more laboratory measurements than RATE99 (light). The panels show a comparison of the numbers of reactions versus their data source (*left*) and quoted accuracy (*right*), between the two releases.

often three-body data. New information on low-temperature radiative association processes has become available due to the development of ion-trap systems which allow reactants to thermalise at low temperature. Of particular importance here is the association of  $CH_3^+$  and water to form protonated methanol,  $CH_3OH_2^+$ , for which Herbst (1985) calculated a rate coefficient of  $5.5 \times 10^{-12} (T/300 \text{ K})^{-1.7} \text{ cm}^3 \text{ s}^{-1}$ , based on experimental three-body measurements. More recently, Luca et al. (2002) have reported a direct measurement of the rate coefficient below 80 K and find it to be  $2.0 \times 10^{-12} \text{ cm}^3 \text{ s}^{-1}$ , independent of temperature. This low value, some 1000 times smaller than the Herbst value at 10 K, makes it difficult to form  $CH_3OH$  at interstellar temperatures. In spite of the fact that this result has not, as yet, been confirmed by the publication of a refereed article, we adopt it in the new version of database, and the model results presented in Sect. 4 use it.

### 3.5. Photoprocesses

Some additional photoprocesses have been incorporated in to the database and a total of 216 product channels are now included. In part, these are due to the inclusion of photodissociation of the larger, organic molecules (Herbst & Leung 1986). Additional

data for a few species have been provided by van Dishoeck (private communication).

### 3.6. Cosmic ray photon reactions

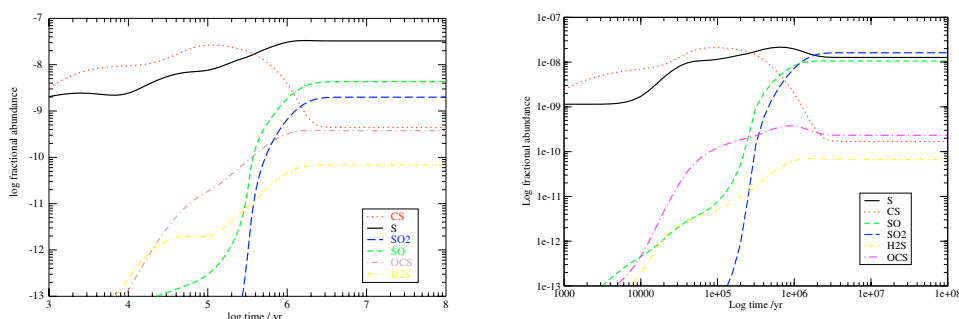
Doty noticed that the probabilities,  $P_i$ , adopted in RATE99 and in the OSU databases are too large by a factor of two, reproducing as they do the original  $P_i$  listed by Sternberg et al. (1987). Thus, the probabilities in the older implementations at UMIST and OSU should be reduced by a factor of two. This error occurred because in these databases the cosmic-ray ionisation rate is per  $H_2$  molecule – as opposed to per H-atom in Sternberg et al. (1987) – while the dust extinction, implicit in the determination of the probabilities, is proportional to the total density, i.e.  $2n(H_2)$ , in dense clouds. The probabilities of the 156 cosmic-ray photo-induced reactions listed here have been corrected for this error.

### 3.7. Fluorine chemistry

Following the detection of HF and  $CF^+$  in interstellar clouds (Neufeld et al. 1997; Neufeld et al. 2006) we have included a small number of reactions describing the chemistry of fluorine. This is based on the work of Neufeld et al. (2005) but

**Table 7.** The types of chemical reactions present and their count in the database, together with the number for which experimental data is available. The first column gives the abbreviation used for the types.

Reaction type		Count	Measured
NN	Neutral–Neutral	549	275
IN	Ion–Neutral	2387	956
CE	Charge Exchange	552	201
II	Atomic Ion–Ion Neutralisation	31	0
DR	Dissociative Recombination	486	95
RR	Radiative Recombination	25	0
AD	Associative Detachment	47	1
RA	Radiative Association	91	17
PH	Photoprocess	216	0
CP	Cosmic-Ray Proton (CRP)	11	0
CR	Cosmic-Ray Photon (CRPHOT)	156	0
CD	Collisional Dissociation	16	2
CI	Chemi-ionisation	1	0
IM	Ion–Molecular Ion Neutralisation	5	0
CL	Collider	32	11

**Fig. 2.** The time evolution of the major sulphur-bearing species with RATE99 (*left*) and with RATE06 (*right*).

we have, in some cases, used alternative rate coefficients where these have been better determined experimentally. For example, we adopt the experimental rate coefficient of  $F^+ + H_2$  from Anicich (2004), while for  $F + H_2O$ , we adopt the critically-evaluated rate coefficient of  $1.4 \times 10^{-11} \text{ cm}^3 \text{ s}^{-1}$  (Atkinson et al. 2005), ten times less than that adopted by Neufeld et al. (2005). Finally, we have used the measured rate coefficient for the dissociative recombination of the observed ion  $CF^+$  (Novotny et al. 2005). The measured rate coefficient of  $5.2 \times 10^{-8} (T/300)^{-0.8} \text{ cm}^3 \text{ s}^{-1}$  is smaller than that adopted by Neufeld et al. (2005),  $2.0 \times 10^{-7} (T/300)^{-0.5} \text{ cm}^3 \text{ s}^{-1}$ , although at 10 K the measured rate coefficient is smaller only by about 30%.

#### 4. Results

Before discussing model results with RATE06, we compare in Fig. 2, the model results from RATE99 and RATE06 for a subset of species, namely the sulphur species. Here we have chosen parameters appropriate for a cold, dense cloud, namely  $T = 10 \text{ K}$ ,  $n(H_2) = 10^4 \text{ cm}^{-3}$ ,  $A_V = 15 \text{ mag}$ , and with initial elemental abundances, typical of the low-metal abundances often adopted for TMC-1, given in Table 8. This figure shows that while some changes in abundances can be seen, the overall tendency is for the abundances to evolve in a similar manner and to similar abundances. Indeed, most of the changes which do occur in these abundances are the result of changes to the oxygen chemistry, in particular the O and OH abundances. Since OH is a very reactive radical at low temperatures, it can play an important role in determining the abundances of simple oxides while O atoms can destroy hydrocarbons very efficiently. As noted by

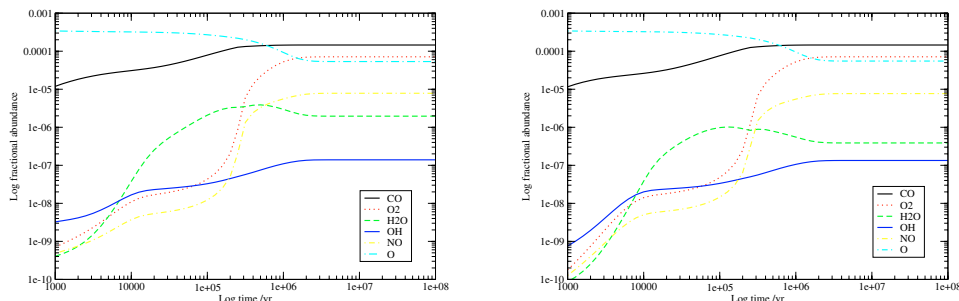
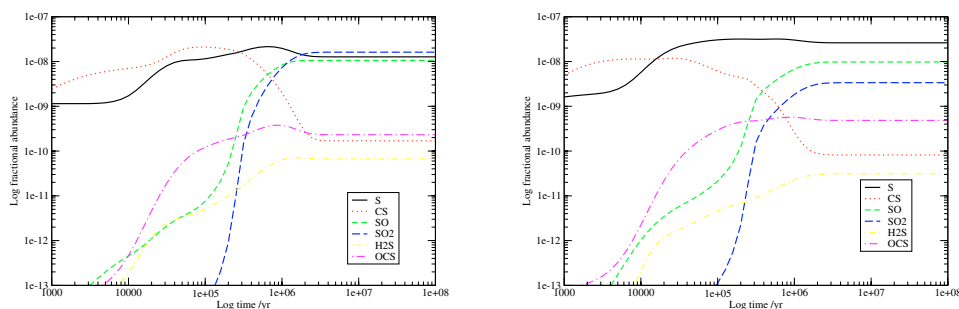
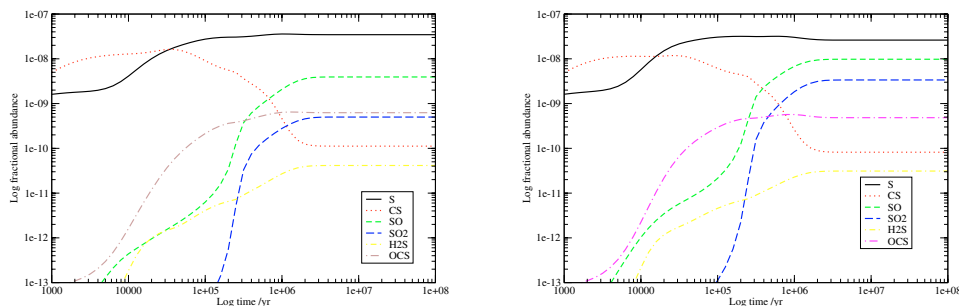
Smith et al. (2004) many of the reactions which cause the greatest sensitivity in model results involve atomic oxygen.

Table 9 shows steady state output for both the standard database and the dipole-enhanced database, while Figs. 3 and 4 show the time-dependent evolution of the major oxygen and sulfur-bearing species both with and without the inclusion of dipole-enhanced rate coefficients. Because of the relatively low level of ionisation in dark clouds, radicals are most rapidly destroyed by fast neutral-neutral reactions if available, whereas stable neutrals are destroyed through reaction with cations such as  $H_3^+$ ,  $He^+$  and  $HCO^+$ . As can be seen from the table and figures, the inclusion of dipole-enhanced rate coefficients reduces the abundances of the relevant neutrals, e.g.  $H_2O$ , HNC, HCN,  $SO_2$  and  $H_2S$ , by factors of 3–5 whereas radicals such as OH and NO are relatively unaffected.  $CH_3CN$  and the cyanopolynes,  $HC_{2n+1}N$ , are among the most affected species because of their limited chemistry; they decrease by an order of magnitude when dipole-enhanced rate coefficients are used.

The low temperature dependence of the rate coefficient for the  $O + OH$  reaction plays a critical role in determining the abundances of many species in which OH plays a synthetic role. As an example of the effect of the sensitivity of calculated abundances to this rate coefficient, we plot in Fig. 5 the time-dependent abundances of several sulphur-bearing species for two cases. One in which we use a rate coefficient of  $7.15 \times 10^{-11} (T/300 \text{ K})^{-0.25} \text{ cm}^3 \text{ s}^{-1}$  (Smith et al. 2004) –  $1.67 \times 10^{-10} \text{ cm}^3 \text{ s}^{-1}$  at 10 K – the other with a rate coefficient of  $3.50 \times 10^{-11} \text{ cm}^3 \text{ s}^{-1}$  measured by Carty et al. (2006) over the range 39–142 K and adopted here for 10 K. The lower rate coefficient in the latter case leads to a larger fractional abundance

**Table 8.** Initial elemental abundances relative to total hydrogen nuclei.

Element	Abundance	Element	Abundance	Element	Abundance	Element	Abundance
He	0.14	C <sup>+</sup>	$7.30 \times 10^{-5}$	N	$2.14 \times 10^{-5}$	O	$1.76 \times 10^{-4}$
F	$2.00 \times 10^{-8}$	Na <sup>+</sup>	$3.00 \times 10^{-9}$	Mg <sup>+</sup>	$3.00 \times 10^{-9}$	Si <sup>+</sup>	$3.00 \times 10^{-9}$
P <sup>+</sup>	$3.00 \times 10^{-9}$	S <sup>+</sup>	$2.00 \times 10^{-8}$	Cl <sup>+</sup>	$3.00 \times 10^{-9}$	Fe <sup>+</sup>	$3.00 \times 10^{-9}$

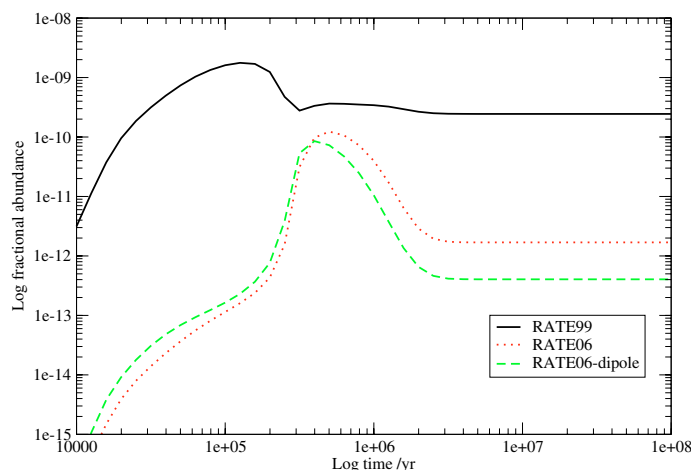
**Fig. 3.** The time evolution of the major oxygen-bearing species without (*left*) and with (*right*) dipole-enhanced rate coefficients in Rate06.**Fig. 4.** The time evolution of the major sulfur-bearing species without (*left*) and with (*right*) dipole-enhanced rate coefficients in Rate06.**Fig. 5.** The time evolution of the major sulphur-bearing species with (*left*) the rate coefficient for the O + OH reaction taken from Smith et al. (2004) and with (*right*) the value taken from Carty et al. (2006). Both model calculations use dipole-enhanced rate coefficients.

of OH and hence to significantly larger fractional abundances of SO and SO<sub>2</sub>. In the non-dipole enhanced calculation, the use of the Carty et al. (2006) rate coefficient leads to abundances of SO and SO<sub>2</sub> comparable to S (Fig. 4).

Finally, we plot the methanol abundance as a function of time for several choices of rate coefficients in Fig 6. The curve labelled “RATE99” uses the data from RATE99, in particular it assumes that 50% of the dissociative recombinations of protonated methanol lead to methanol, and that the rate coefficient for the radiative association of CH<sub>3</sub><sup>+</sup> and H<sub>2</sub>O is that determined by Herbst (1985); in contrast, the curve labelled “RATE06” uses the latest experimental data for the branching ratios of the dissociative recombination of protonated methanol from Geppert et al. (2006), and the low experimental rate for the radiative

association of CH<sub>3</sub><sup>+</sup> and H<sub>2</sub>O as measured by Luca et al. (2002). The “RATE99” curve gives values of the methanol abundance close to those observed in dark clouds, but the abundance falls by over an order of magnitude when the new experimental dissociative recombination rate coefficients are introduced. The inclusion of dipole-enhanced rate coefficients (curve “RATE06-dipole”) also has an effect since the water, which has a large dipole moment, has a lower abundance in such a case. For the most extreme case, the methanol fractional abundance is never above 10<sup>-10</sup> and at steady-state is about 1000 times less than that predicted by RATE99. This is the most significant astrochemical difference between RATE99 and RATE06.

*Acknowledgements.* Several individuals, including S. Doty, A. Sternberg and E. F. van Dishoeck, made useful comments on earlier versions of the database.



**Fig. 6.** The time evolution of the methanol abundance for various choices of key rate coefficients. The curves calculated using the latest RATE06 rate coefficients are labelled “RATE06” and “RATE06-dipole” for the non-dipole and dipole versions respectively. The curve labelled “RATE99” uses the rate coefficients for the radiative association of  $\text{CH}_3^+$  and  $\text{H}_2\text{O}$  and the dissociative recombination of  $\text{CH}_3\text{OH}_2^+$  from that database.

We are grateful to PPARC for supporting the work of J.W. and T.J.M. through the UMIST Rolling Grant and to the EU through contract number MRTN-CT-2004-512302. M.A. acknowledges the Spanish MEC for support under project AYA 2003-02785-E and grant AP2003-4619.

## References

- Abouelaziz, H., Gomet, J. C., Pasquerault, D., Rowe, B. R., & Mitchell, J. B. A. 1993, *J. Chem. Phys.*, 99, 237
- Adams, N. G., Smith, D., & Millar, T. J. 1984, *MNRAS*, 211, 857
- Aikawa, Y., & Herbst, E. 1999, *A&A*, 351, 233
- Aikawa, Y., van Zadelhoff, G. J., van Dishoeck, E. F., & Herbst, E. 2002, *A&A*, 386, 622
- Alge, E., Adams, N. G., & Smith, D. 1983, *J. Phys. B*, 16, 1433
- Andreazza, C. M., & Singh, P. D. 1997, *MNRAS*, 287, 287
- Andreazza, C. M., Singh, P. D., & Sanzovo, G. C. 1995, *ApJ*, 451, 889
- Andreazza, C. M., Marinho, E. P., & Singh, P. D. 2006, *MNRAS*, 372, 1653
- Anicich, V. G. 2004, JPL Publication 03-19
- Asvany, O., Savić, I., Schlemmer, S., & Gerlich, D. 2004, *Chem. Phys.*, 298, 97
- Atkinson, R., Baulch, D. L., Cox, R. A., et al. 2005, IUPAC Subcommittee on Gas Kinetic Data Evaluation for Atmospheric Chemistry Web Version March 2005
- Barinovs, G., & van Hemert, M. C. 2006, *ApJ*, 636, 923
- Barlow, S. G. 1984, Ph.D. Thesis, University of Colorado
- Bergin, E. A., Neufeld, D. A., & Melnick, G. J. 1999, *ApJ*, 510, L145
- Bettens, R. P. A., & Herbst, E. 1995, *Int. J. Mass Spectrom.*, 149, 321
- Botschwina, P. 1996, *CPL*, 259, 627
- Brown, J. M., & Millar, T. J. 2003, *MNRAS*, 339, 1041
- Brownword, R. A., Sims, I. R., Smith, I. W. M., et al. 1997, *ApJ*, 485, 195
- Canosa, A., Le Picard, S. D., Gougeon, S., et al. 2001, *J. Chem. Phys.*, 115, 6495
- Carty, D., Goddard, A., Köhler, S. P. K., Sims, I. R., & Smith, I. W. M. 2006, *J. Phys. Chem. A*, 110, 3101
- Cernicharo, J. 2004, *ApJ*, 608, L41
- Clary, D. C., Haider, N., Husain, D., & Kabir, M. 1994, *ApJ*, 422, 416
- Dalgarno, A., Du, M. L., & You, J. H. 1990, *ApJ*, 349, 675
- Decker, B. K., & Adams, N. G. 1997, *Int. J. Mass Spectrom. Ion Proc.*, 165/166, 257
- del Rio, E., Barrientos, C., & Largo, A. 1996, *JPC*, 100, 14643
- Doty, S. D., Schöier, F. L., & van Dishoeck, E. F. 2004, *A&A*, 418, 1021
- Ehlerding, A., Hellberg, F., Thomas, R., et al. 2004, *PCCP*, 6, 949
- El-Yazal, J., Martin, J. M. L., & Franco, J. P. 1997, *JPC A*, 101, 8319
- Field, D., Adams, N. G., & Smith, D. 1980, *MNRAS*, 192, 1
- Fikri, M., Meyer, S., et al. 2001, *Far. Disc.*, 119, 223
- Flower, D. R., & Pineau des Forêts, G. 2003, *MNRAS*, 341, 1272
- Flower, D. R., Le Bourlot, J., Pineau des Forêts, G., & Cabrit, S. 2003, *Ap&SS*, 287, 183
- Fockenberg, C., & Preses, J. M. 2002, *JPC A*, 106, 2924
- Geppert, W. D., Ehlerding, A., Hellberg, F., et al. 2004a, *PRL*, 93, 153201
- Geppert, W. D., Thomas, R., Semaniak, J., et al. 2004b, *ApJ*, 609, 459
- Geppert, W. D., Hellberg, F., Ehlerding, A., et al. 2004c, *ApJ*, 610, 1228
- Geppert, W. D., Ehlerding, A., Hellberg, F., et al. 2004d, *ApJ*, 613, 1302
- Geppert, W. D., Thomas, R., Ehlerding, A., et al. 2004e, *Int. J. Mass Spectrom.*, 237, 25
- Geppert, W. D., Thomas, R., Hellberg, F., et al. 2004f, *PCCP*, 6, 3415
- Geppert, W. D., Thomas, R., Ehlerding, A., et al. 2004g, *Far. Disc.*, 127, 425
- Geppert, W. D., et al. 2006, *Far. Disc.*, 133, 177
- Gredel, R., Lepp, S., & Dalgarno, A. 1987, *ApJ*, 323, L137
- Gredel, R., Lepp, S., Dalgarno, A., & Herbst, E. 1989, *ApJ*, 347, 289
- Gutsev, G. L., & Adamowicz, L. 1995, *CPL*, 246, 245
- Haider, N., & Husain, D. 1993, *J. Chem. Soc. Far. Trans.*, 89, 7
- Heber, O., Seiersen, K., Bluhme, H., et al. 2006, *Phys. Rev. A*, 73, 022712
- Herbst, E. 1985, *ApJ*, 291, 226
- Herbst, E. 1987, *ApJ*, 313, 867
- Herbst, E., & Leung, C. M. 1986a, *MNRAS*, 222, 689
- Herbst, E., & Leung, C. M. 1986b, *ApJ*, 310, 378
- Herbst, E., & Leung, C. M. 1989, *ApJS*, 69, 271
- Herbst, E., & Leung, C. M. 1990, *A&A*, 233, 177
- Herbst, E., DeFrees, D. J., & Koch, W. 1989a, *MNRAS*, 237, 1057
- Herbst, E., Millar, T. J., Wlodek, S., & Bohme, D. K. 1989b, *A&A*, 222, 205
- Herbst, E., Terzieva, R., & Talbi, D. 2000, *MNRAS*, 311, 869
- Ilgner, M., Henning, Th., Markwick, A. J., & Millar, T. J. 2004, *A&A*, 415, 643
- Jensen, M. J., Bilodeau, R. C., & Safvan, C. P. 2000, *ApJ*, 543, 764
- Kaiser, R. I., & Osamura, Y. 2005, *ApJ*, 630, 1217
- Kaiser, R. I., Stranges, D., Lee, Y. T., & Suits, A. G. 1996, *J. Chem. Phys.*, 105, 8721
- Kalhari, S., Viggiano, A. A., Arnold, S. T., et al. 2002, *A&A*, 391, 1159
- Kimura, M., & Dalgarno, A. 1993, *ApJ*, 417, 812
- Largo, A., Cimas, A., Redondo, P., & Barrientos, C. 2001, *Int. J. Quant. Chem.*, 84, 127
- Larson, Å., Le Padellec, A., Semaniak, J., et al. 1998, *ApJ*, 505, 459
- Lee, J.-E., Bergin, E. A., & Evans II, N. J. 2004, *ApJ*, 617, 360
- Leen, T. M., & Graff, M. M. 1988, *ApJ*, 325, 411
- Lepp, S. 2003, *Ap&SS*, 285, 737
- Luca, A., Voulout, D., & Gerlich, D. 2002, WDS02 Proceedings of Contributed Papers, Part II, 294
- Ma, B., & Schaefer, H. F. 1994, *J. Chem. Phys.*, 101, 2734
- MacGregor, M., & Berry, R. S. 1973, *J. Phys. B*, 6, 181
- Mallard, W. G., Westley, F., Herron, J. T., Hampson, R. F., & Frizzell, D. H. 1998, NIST Chemical Kinetics Database, Version 2Q98, National Institute of Standards and Technology, Gaithersburg, MD
- Maluendes, S. A., & McLean, A. D. 1992, *CPL*, 200, 511
- Maluendes, S., McLean, A. D., & Herbst, E. 1993, *ApJ*, 417, 181
- Markwick, A. J., Ilgner, M., Millar, T. J., & Henning, Th. 2002, *A&A*, 385, 632
- McCall, B. J., Huneycutt, A. J., Saykally, R. J., et al. 2004, *Phys. Rev. A*, 70, 052716
- McEwan, M. J., Scott, G. B. I., Adams, N. G., et al. 1999, *ApJ*, 513, 287
- Millar, T. J. 1991, *A&A*, 242, 241
- Millar, T. J., & Herbst, E. 1990, *A&A*, 231, 466
- Millar, T. J., Bennett, A., & Herbst, E. 1987, *MNRAS*, 229, 41P
- Millar, T. J., Herbst, E., & Charnley, S. B. 1991, *ApJ*, 369, 147
- Mitchell, G. F. 1984, *ApJ*, 287, 665
- Mitchell, J. B. A. 1990, *Phys. Rep.*, 186, 215
- Montaigne, H., Geppert, W. D., Semaniak, J., et al. 2005, *ApJ*, 631, 653
- Nahar, S. N. 1999, *ApJS*, 120, 131
- Nahar, S. N., & Pradhan, A. K. 1997, *ApJS*, 111, 339
- Nesbitt, F. L., Marston, G., & Stief, L. J. 1990, *JPC*, 94, 4946
- Neufeld, D., Zmuidzinas, J., Schilke, P., & Phillips, T. G. 1997, *ApJ*, 488, L141
- Neufeld, D., Wolfire, M., & Schilke, P. 2005, *ApJ*, 628, 260
- Neufeld, D., et al. 2006, in *Astrochemistry – Recent Successes and Current Challenges*, ed. D. C. Lis, G. A. Blake, & E. Herbst (Cambridge University Press), 163
- Nomura, H., & Millar, T. J. 2004, *A&A*, 414, 409
- Novotny, O., Mitchell, J. B. A., Le Garrec, J. L., et al. 2005, *J. Phys. B*, 38, 1471
- Ochsenfeld, C., Kaiser, R. I., Lee, Y. T., & Head-Gordon, M. 1999, *J. Chem. Phys.*, 110, 9982
- Oswald, M., & Botschwina, P. 1995, *J. Mol. Spectros.*, 169, 181
- Pascoli, G., & Lavendry, H. 1998, *Int. J. Mass Spectrom.*, 181, 11
- Peterson, J. R., Le Padellec, A., Danared, H., et al. 1998, *J. Chem. Phys.*, 108, 1978
- Petrie, S., Millar, T. J., & Markwick, A. J. 2003, *MNRAS*, 341, 609
- Petuchowski, S. J., Dwek, E., Allen, J. E. Jr., & Nuth III, J. A. 1989, *ApJ*, 342, 406
- Prasad, S. S., & Huntress, W. T. Jr. 1980, *ApJS*, 43, 1
- Rawlings, J. M. C. 1992, private communication

- Rim, K. T., & Hersherberger, J. F. 1999, *J. Phys. Chem. A*, 103, 3721
- Roberge, W. G., Jones, D., Lepp, S., & Dalgarno, A. 1991, *ApJS*, 77, 287
- Roberts, H., Herbst, E., & Millar, T. J. 2003, *ApJ*, 591, L41
- Roberts, H., Herbst, E., & Millar, T. J. 2004, *A&A*, 424, 905
- Rodgers, S. D., & Charnley, S. B. 2003, *ApJ*, 585, 355
- Rosen, S., Derkatch, A., Semaniak, J., et al. 2000, *Far. Disc.*, 115, 295
- Semenov, D., Pavlyuchenkov, Ya., Schreyer, K., et al. 2005, *ApJ*, 621, 853
- Semaniak, J., Larson, Å., Le Padellec, A., et al. 1998, *ApJ*, 498, 886
- Semaniak, J., Minaev, B. F., Derkatch, A. M., et al. 2001, *ApJS*, 135, 275
- Sims, I. R. 2006, in *Astrochemistry – Recent Successes and Current Challenges*, ed. D. C. Lis, G. A. Blake, & E. Herbst (Cambridge University Press), 97
- Singh, P. D., & Andreazza, C. M. 2000, *ApJ*, 537, 261
- Singh, P. D., Sanzovo, G. C., Borin, A. C., & Ornellas, F. R. 1999, *MNRAS*, 303, 235
- Smith, D., Spinel, P., & Millar, T. J. 1994, *MNRAS*, 266, 31
- Smith, I. W. M. 1989, *ApJ*, 347, 282
- Smith, I. W. M., Herbst, E., & Chang, Q. 2004, *MNRAS*, 350, 323
- Smith, T. C., Clouthier, D. J., & Steimle, T. C. 2001, *J. Chem. Phys.*, 115, 817
- Stancil, P. C., & Dalgarno, A. 1998, *Far. Disc.*, 109, 61
- Stancil, P. C., Lepp, S., & Dalgarno, A. 1998, *ApJ*, 509, 1
- Stancil, P. C., Schultz, D. R., Kimura, M., et al. 1999, *A&AS*, 140, 225
- Stancil, P. C., Kirby, K., Gu, J. P., et al. 2000, *A&AS*, 142, 107
- Stantcheva, T., & Herbst, E. 2004, *A&A*, 423, 241
- Stäuber, P., Doty, S. D., van Dishoeck, E. F., & Benz, A. O. 2005, *A&A*, 440, 949
- Sternberg, A., Dalgarno, A., & Lepp, S. 1987, *ApJ*, 320, 676
- Suzuki, H., Yamamoto, S., Ohishi, M., et al. 1992, *ApJ*, 392, 551
- Talbi, D., Ellinger, Y., & Herbst, E. 1996, *A&A*, 314, 688
- Troe, J. 1987, *J. Chem. Phys.*, 87, 2773
- van Dishoeck, E. F. 1987, in *Astrochemistry*, ed. M. S. Vardya, & S. P. Tarafdar (Dordrecht: Reidel), 51
- van Dishoeck, E. F., & Black, J. H. 1988, *ApJ*, 334, 771
- van Dishoeck, E. F., et al. 2006, in prep.
- Vikor, L., Al-Khalili, A., Danared, H., et al. 1999, *A&A*, 344, 1027
- Viggiano, A. A., & Paulson, J. F. 1983, *J. Chem. Phys.*, 79, 2241
- Viti, S., Collings, M. P., Dever, J. W., McCoustra, M. R. S., & Williams, D. A. 2004, *MNRAS*, 354, 1141
- Wakelam, V., Caselli, P., Ceccarelli, C., Herbst, E., & Castets, A. 2004, *A&A*, 422, 159
- Willacy, K. 2004, *ApJ*, 600, L87
- Wlodek, S., Bohme, D. K., & Herbst, E. 1988, *MNRAS*, 235, 493
- Woods, P. M., Nyman, L.-A., Schöier, F. L., et al. 2005, *A&A*, 429, 977
- Yu, G. T., Ding, Y. H., Huang, X. R., & Sun, C. C. 2005, *JPC A*, 109, 1594
- Zhuo, Q., Clouthier, D. J., & Goddard, J. D. 1994, *J. Chem. Phys.*, 100, 2924
- Zygelman, B., Stancil, P. C., & Dalgarno, A. 1998, *ApJ*, 508, 151



# Online Material

**Table 1.** List of species contained in the database ordered by mass.

e <sup>-</sup>	H	H <sup>-</sup>	H <sup>+</sup>	H <sub>2</sub> <sup>+</sup>	H <sub>2</sub>	H <sub>3</sub> <sup>+</sup>	He <sup>+</sup>
He	HeH <sup>+</sup>	C <sup>+</sup>	C	C <sup>-</sup>	CH	CH <sup>+</sup>	CH <sub>2</sub>
CH <sub>2</sub> <sup>+</sup>	N <sup>+</sup>	N	NH <sup>+</sup>	NH	CH <sub>3</sub>	CH <sub>3</sub> <sup>+</sup>	NH <sub>2</sub> <sup>+</sup>
O <sup>+</sup>	CH <sub>4</sub> <sup>+</sup>	NH <sub>2</sub>	O <sup>-</sup>	CH <sub>4</sub>	O	NH <sub>3</sub>	OH <sup>-</sup>
OH <sup>+</sup>	NH <sub>3</sub> <sup>+</sup>	CH <sub>5</sub> <sup>+</sup>	OH	NH <sub>4</sub> <sup>+</sup>	H <sub>2</sub> O	H <sub>2</sub> O <sup>+</sup>	F
H <sub>3</sub> O <sup>+</sup>	F <sup>+</sup>	HF	HF <sup>+</sup>	H <sub>2</sub> F <sup>+</sup>	Na <sup>+</sup>	Na	C <sub>2</sub> <sup>+</sup>
Mg <sup>+</sup>	Mg	C <sub>2</sub>	C <sub>2</sub> H	C <sub>2</sub> H <sup>+</sup>	C <sub>2</sub> H <sub>2</sub>	C <sub>2</sub> H <sub>2</sub> <sup>+</sup>	CN
CN <sup>-</sup>	CN <sup>+</sup>	HNC	HCN	C <sub>2</sub> H <sub>3</sub>	C <sub>2</sub> H <sub>3</sub> <sup>+</sup>	HCN <sup>+</sup>	H <sub>2</sub> CN
CO <sup>+</sup>	Si <sup>+</sup>	N <sub>2</sub> <sup>+</sup>	Si	N <sub>2</sub>	C <sub>2</sub> H <sub>4</sub>	H <sub>2</sub> NC <sup>+</sup>	HCNH <sup>+</sup>
C <sub>2</sub> H <sub>4</sub> <sup>+</sup>	CO	SiH <sup>+</sup>	C <sub>2</sub> H <sub>5</sub>	HCO	HN <sub>2</sub> <sup>+</sup>	SiH	HCO <sup>+</sup>
HOC <sup>+</sup>	C <sub>2</sub> H <sub>5</sub> <sup>+</sup>	CH <sub>2</sub> NH	H <sub>2</sub> CO <sup>+</sup>	SiH <sub>2</sub>	NO	CH <sub>3</sub> CH <sub>3</sub>	SiH <sub>2</sub> <sup>+</sup>
CH <sub>4</sub> N <sup>+</sup>	NO <sup>+</sup>	CH <sub>2</sub> NH <sub>2</sub> <sup>+</sup>	CH <sub>3</sub> CH <sub>3</sub> <sup>+</sup>	H <sub>2</sub> CO	HOCH	SiH <sub>3</sub>	SiH <sub>3</sub> <sup>+</sup>
H <sub>3</sub> CO <sup>+</sup>	C <sub>2</sub> H <sub>7</sub> <sup>+</sup>	P	P <sup>+</sup>	HNO	HNO <sup>+</sup>	CF <sup>+</sup>	S <sup>+</sup>
SiH <sub>4</sub>	O <sub>2</sub> <sup>+</sup>	SiH <sub>4</sub> <sup>+</sup>	S	CH <sub>3</sub> OH <sup>+</sup>	S <sup>-</sup>	PH	H <sub>2</sub> NO <sup>+</sup>
PH <sup>+</sup>	CH <sub>3</sub> OH	O <sub>2</sub>	O <sub>2</sub> H	PH <sub>2</sub> <sup>+</sup>	O <sub>2</sub> H <sup>+</sup>	SiH <sub>5</sub> <sup>+</sup>	CH <sub>3</sub> OH <sub>2</sub> <sup>+</sup>
HS <sup>+</sup>	PH <sub>2</sub>	HS	H <sub>2</sub> S <sup>+</sup>	PH <sub>3</sub> <sup>+</sup>	H <sub>2</sub> O <sub>2</sub>	H <sub>2</sub> S	H <sub>3</sub> S <sup>+</sup>
Cl	Cl <sup>+</sup>	C <sub>3</sub> <sup>+</sup>	C <sub>3</sub>	HCl	HCl <sup>+</sup>	C <sub>3</sub> H	H <sub>2</sub> Cl <sup>+</sup>
C <sub>3</sub> H <sup>+</sup>	C <sub>3</sub> H <sub>2</sub>	C <sub>3</sub> H <sub>2</sub> <sup>+</sup>	C <sub>3</sub> N <sup>+</sup>	H <sub>2</sub> CCC	CNC <sup>+</sup>	C <sub>2</sub> N	H <sub>2</sub> C <sub>3</sub> H <sup>+</sup>
C <sub>2</sub> NH <sup>+</sup>	C <sub>3</sub> H <sub>3</sub>	C <sub>3</sub> H <sub>3</sub> <sup>+</sup>	C <sub>2</sub> O <sup>+</sup>	CH <sub>2</sub> CN	CH <sub>2</sub> CN <sup>+</sup>	CH <sub>3</sub> CCH <sup>+</sup>	C <sub>2</sub> O
CH <sub>3</sub> CCH	SiC <sup>+</sup>	SiC	C <sub>3</sub> H <sub>5</sub> <sup>+</sup>	CH <sub>3</sub> CN	CH <sub>3</sub> CN <sup>+</sup>	HC <sub>2</sub> O <sup>+</sup>	HCSi
HCSi <sup>+</sup>	CH <sub>2</sub> CO <sup>+</sup>	OCN <sup>+</sup>	SiCH <sub>2</sub> <sup>+</sup>	NH <sub>2</sub> CN	C <sub>3</sub> H <sub>6</sub> <sup>+</sup>	CH <sub>2</sub> CO	SiN <sup>+</sup>
SiCH <sub>2</sub>	OCN	CH <sub>3</sub> CNH <sup>+</sup>	SiN	C <sub>3</sub> H <sub>7</sub> <sup>+</sup>	SiCH <sub>3</sub>	CP <sup>+</sup>	HNSi <sup>+</sup>
HNSi	SiCH <sub>3</sub> <sup>+</sup>	CH <sub>3</sub> CO <sup>+</sup>	CP	HNCO <sup>+</sup>	NH <sub>2</sub> CNH <sup>+</sup>	N <sub>2</sub> O <sup>+</sup>	SiO <sup>+</sup>
CS <sup>+</sup>	CO <sub>2</sub> <sup>+</sup>	SiCH <sub>4</sub> <sup>+</sup>	N <sub>2</sub> O	HCP <sup>+</sup>	CH <sub>3</sub> CHO <sup>+</sup>	SiNH <sub>2</sub> <sup>+</sup>	CS
HCP	CH <sub>3</sub> CHO	CO <sub>2</sub>	SiO	HCS	HCS <sup>+</sup>	SiOH <sup>+</sup>	HN <sub>2</sub> O <sup>+</sup>
PN	PN <sup>+</sup>	CH <sub>3</sub> CHOH <sup>+</sup>	HCO <sub>2</sub> <sup>+</sup>	PCH <sub>2</sub> <sup>+</sup>	HPN <sup>+</sup>	HCOOH <sup>+</sup>	C <sub>2</sub> H <sub>5</sub> OH <sup>+</sup>
CH <sub>3</sub> OCH <sub>3</sub>	PCH <sub>3</sub> <sup>+</sup>	C <sub>2</sub> H <sub>5</sub> OH	NS <sup>+</sup>	H <sub>2</sub> CS <sup>+</sup>	CH <sub>2</sub> PH	NO <sub>2</sub> <sup>+</sup>	H <sub>2</sub> SiO
H <sub>2</sub> CS	NO <sub>2</sub>	NS	H <sub>2</sub> SiO <sup>+</sup>	HCOOH	CH <sub>3</sub> OCH <sub>3</sub> <sup>+</sup>	HNS <sup>+</sup>	H <sub>3</sub> SiO <sup>+</sup>
CCl	PO	SiF <sup>+</sup>	PNH <sub>2</sub> <sup>+</sup>	PCH <sub>4</sub> <sup>+</sup>	CCl <sup>+</sup>	PO <sup>+</sup>	H <sub>3</sub> CS <sup>+</sup>
CH <sub>3</sub> OCH <sub>4</sub> <sup>+</sup>	C <sub>2</sub> H <sub>5</sub> OH <sub>2</sub> <sup>+</sup>	HCOOH <sub>2</sub> <sup>+</sup>	HPO <sup>+</sup>	C <sup>+</sup>	C <sub>4</sub>	HPO	PNH <sub>3</sub> <sup>+</sup>
SO <sup>+</sup>	SO	C <sub>4</sub> H <sup>+</sup>	H <sub>2</sub> PO <sup>+</sup>	C <sub>4</sub> H	H <sub>2</sub> CCl <sup>+</sup>	HSO <sup>+</sup>	C <sub>3</sub> N <sup>+</sup>
C <sub>4</sub> H <sub>2</sub>	C <sub>3</sub> N	C <sub>4</sub> H <sub>2</sub> <sup>+</sup>	C <sub>4</sub> H <sub>3</sub>	ClO	HC <sub>3</sub> N <sup>+</sup>	ClO <sup>+</sup>	HC <sub>3</sub> N
C <sub>4</sub> H <sub>3</sub> <sup>+</sup>	C <sub>3</sub> N <sub>2</sub> <sup>+</sup>	HC <sub>3</sub> NH <sup>+</sup>	NCCN	SiC <sub>2</sub>	C <sub>4</sub> H <sub>4</sub> <sup>+</sup>	SiC <sub>2</sub> <sup>+</sup>	C <sub>3</sub> O <sup>+</sup>
C <sub>3</sub> O	C <sub>4</sub> H <sub>5</sub> <sup>+</sup>	HC <sub>3</sub> O <sup>+</sup>	CH <sub>2</sub> CHCN	SiC <sub>2</sub> H <sup>+</sup>	NCCNH <sup>+</sup>	H <sub>3</sub> C <sub>3</sub> N <sup>+</sup>	SiC <sub>2</sub> H
SiNC <sup>+</sup>	C <sub>3</sub> H <sub>2</sub> O <sup>+</sup>	H <sub>4</sub> C <sub>3</sub> N <sup>+</sup>	SiC <sub>2</sub> H <sub>2</sub> <sup>+</sup>	SINC	SiC <sub>2</sub> H <sub>2</sub>	CCP <sup>+</sup>	SiC <sub>2</sub> H <sub>3</sub> <sup>+</sup>
H <sub>3</sub> C <sub>3</sub> O <sup>+</sup>	C <sub>4</sub> H <sub>7</sub> <sup>+</sup>	SiNCH <sup>+</sup>	CCP	C <sub>2</sub> S	Fe <sup>+</sup>	Fe	C <sub>2</sub> S <sup>+</sup>
HC <sub>2</sub> P	HC <sub>2</sub> P <sup>+</sup>	HC <sub>2</sub> S <sup>+</sup>	PC <sub>2</sub> H <sub>2</sub> <sup>+</sup>	PC <sub>2</sub> H <sub>3</sub> <sup>+</sup>	CH <sub>3</sub> COCH <sub>3</sub>	CH <sub>3</sub> COCH <sub>3</sub> <sup>+</sup>	CH <sub>3</sub> COCH <sub>4</sub> <sup>+</sup>
CH <sub>3</sub> CS <sup>+</sup>	PC <sub>2</sub> H <sub>4</sub> <sup>+</sup>	COOCH <sub>4</sub> <sup>+</sup>	C <sub>5</sub>	OCS <sup>+</sup>	C <sub>5</sub> <sup>+</sup>	HCOOCH <sub>3</sub>	SiS <sup>+</sup>
OCS	SiS	SiO <sub>2</sub>	HOCS <sup>+</sup>	C <sub>5</sub> H	HSiS <sup>+</sup>	C <sub>5</sub> H <sup>+</sup>	HSiO <sub>2</sub> <sup>+</sup>
H <sub>5</sub> C <sub>2</sub> O <sub>2</sub> <sup>+</sup>	C <sub>4</sub> N	C <sub>5</sub> H <sub>2</sub> <sup>+</sup>	C <sub>4</sub> N <sup>+</sup>	C <sub>5</sub> H <sub>2</sub>	C <sub>5</sub> H <sub>3</sub> <sup>+</sup>	HC <sub>4</sub> N <sup>+</sup>	SO <sub>2</sub>
H <sub>2</sub> C <sub>4</sub> N <sup>+</sup>	C <sub>5</sub> H <sub>4</sub> <sup>+</sup>	S <sub>2</sub>	SiC <sub>3</sub>	CH <sub>3</sub> C <sub>4</sub> H	SO <sub>2</sub> <sup>+</sup>	SiC <sub>3</sub>	S <sub>2</sub> <sup>+</sup>
SiC <sub>3</sub> H	C <sub>5</sub> H <sub>5</sub> <sup>+</sup>	HSO <sub>2</sub> <sup>+</sup>	CH <sub>3</sub> C <sub>3</sub> N	HS <sub>2</sub> <sup>+</sup>	CH <sub>3</sub> C <sub>3</sub> N <sup>+</sup>	HS <sub>2</sub>	SiC <sub>3</sub> H <sup>+</sup>
H <sub>2</sub> S <sub>2</sub> <sup>+</sup>	CH <sub>3</sub> C <sub>3</sub> NH <sup>+</sup>	SiC <sub>3</sub> H <sub>2</sub> <sup>+</sup>	H <sub>2</sub> S <sub>2</sub>	C <sub>3</sub> P	NCCNCH <sub>3</sub> <sup>+</sup>	H <sub>3</sub> S <sub>2</sub> <sup>+</sup>	PC <sub>3</sub> H <sup>+</sup>
C <sub>3</sub> S <sup>+</sup>	C <sub>5</sub> S	HC <sub>3</sub> S <sup>+</sup>	C <sub>6</sub> <sup>+</sup>	C <sub>6</sub>	C <sub>6</sub> H	C <sub>6</sub> H <sup>+</sup>	C <sub>5</sub> N <sup>+</sup>
C <sub>6</sub> H <sub>2</sub>	C <sub>5</sub> N	C <sub>6</sub> H <sub>2</sub> <sup>+</sup>	HC <sub>5</sub> N	HC <sub>5</sub> N <sup>+</sup>	C <sub>6</sub> H <sub>3</sub> <sup>+</sup>	C <sub>6</sub> H <sub>4</sub> <sup>+</sup>	H <sub>2</sub> C <sub>5</sub> N <sup>+</sup>
SiC <sub>4</sub> <sup>+</sup>	SiC <sub>4</sub>	SiC <sub>4</sub> H <sup>+</sup>	C <sub>6</sub> H <sub>5</sub> <sup>+</sup>	H <sub>3</sub> C <sub>5</sub> N <sup>+</sup>	C <sub>6</sub> H <sub>6</sub> <sup>+</sup>	C <sub>6</sub> H <sub>6</sub>	C <sub>6</sub> H <sub>7</sub> <sup>+</sup>
C <sub>4</sub> P	C <sub>4</sub> P <sup>+</sup>	PC <sub>4</sub> H <sup>+</sup>	C <sub>4</sub> S <sup>+</sup>	C <sub>4</sub> S	HC <sub>4</sub> S <sup>+</sup>	C <sup>+</sup>	C <sub>7</sub>
C <sub>7</sub> H <sup>+</sup>	C <sub>7</sub> H	C <sub>7</sub> H <sub>2</sub>	C <sub>7</sub> H <sub>2</sub> <sup>+</sup>	C <sub>7</sub> H <sub>3</sub> <sup>+</sup>	CH <sub>3</sub> C <sub>6</sub> H	C <sub>7</sub> H <sub>4</sub> <sup>+</sup>	CH <sub>3</sub> C <sub>5</sub> N
C <sub>7</sub> H <sub>5</sub> <sup>+</sup>	CH <sub>3</sub> C <sub>5</sub> NH <sup>+</sup>	C <sub>8</sub>	C <sub>8</sub> <sup>+</sup>	C <sub>8</sub> H <sup>+</sup>	C <sub>8</sub> H	C <sub>7</sub> N <sup>+</sup>	C <sub>7</sub> N
C <sub>8</sub> H <sub>2</sub>	C <sub>8</sub> H <sub>2</sub> <sup>+</sup>	HC <sub>7</sub> N <sup>+</sup>	C <sub>8</sub> H <sub>3</sub> <sup>+</sup>	HC <sub>7</sub> N	C <sub>8</sub> H <sub>4</sub> <sup>+</sup>	H <sub>2</sub> C <sub>7</sub> N <sup>+</sup>	H <sub>3</sub> C <sub>7</sub> N <sup>+</sup>
C <sub>8</sub> H <sub>5</sub> <sup>+</sup>	C <sub>9</sub> <sup>+</sup>	C <sub>9</sub>	C <sub>9</sub> H <sup>+</sup>	C <sub>9</sub> H	C <sub>9</sub> H <sub>2</sub>	C <sub>9</sub> H <sub>2</sub> <sup>+</sup>	C <sub>9</sub> H <sub>3</sub> <sup>+</sup>
C <sub>9</sub> H <sub>4</sub> <sup>+</sup>	C <sub>9</sub> H <sub>5</sub> <sup>+</sup>	CH <sub>3</sub> C <sub>7</sub> N	CH <sub>3</sub> C <sub>7</sub> NH <sup>+</sup>	C <sub>10</sub> <sup>+</sup>	C <sub>10</sub>	C <sub>9</sub> N	C <sub>9</sub> N <sup>+</sup>
HC <sub>9</sub> N <sup>+</sup>	HC <sub>9</sub> N	H <sub>2</sub> C <sub>9</sub> N <sup>+</sup>	H <sub>3</sub> C <sub>9</sub> N <sup>+</sup>				

**Table 2.** Permanent electric dipole moments in Debye of the neutral molecules. References are given for those cases in which the values of the dipole moments have been updated since RATE99.

Species	$\mu_D$	Species	$\mu_D$	Species	$\mu_D$	Species	$\mu_D$	Species	$\mu_D$
H <sub>2</sub>	0	CH	1.46	CH <sub>2</sub>	0.57	NH	1.3	CH <sub>3</sub>	0
NH <sub>2</sub>	1.83	CH <sub>4</sub>	0	NH <sub>3</sub>	1.47	OH	1.66	H <sub>2</sub> O	1.85
HF	1.83	C <sub>2</sub>	0	C <sub>2</sub> H	0.8	C <sub>2</sub> H <sub>2</sub>	0	CN	1.45
HNC	2.7	HCN	2.98	C <sub>2</sub> H <sub>3</sub>	1.5	H <sub>2</sub> CN	2.54	N <sub>2</sub>	0
C <sub>2</sub> H <sub>4</sub>	0	CO	0.11	C <sub>2</sub> H <sub>5</sub>	0	HCO	1.0	SiH	0.12
CH <sub>2</sub> NH	2.02	SiH <sub>2</sub>	0.18	NO	0.15	C <sub>2</sub> H <sub>6</sub>	0	H <sub>2</sub> CO	2.33
HOCH	0	SiH <sub>3</sub>	0	HNO	1.67	SiH <sub>4</sub>	0	PH	0.64
CH <sub>3</sub> OH	1.7	O <sub>2</sub>	0	O <sub>2</sub> H	2.09	PH <sub>2</sub>	0.0	HS	0.76
H <sub>2</sub> O <sub>2</sub>	1.57	H <sub>2</sub> S	0.97	C <sub>3</sub>	0	HCl	1.08	1-C <sub>3</sub> H	3.1
c-C <sub>3</sub> H <sub>2</sub>	3.4	H <sub>2</sub> CCC	4.1	C <sub>2</sub> N	0.6	C <sub>3</sub> H <sub>3</sub>	4.0	CH <sub>2</sub> CN	3.99
C <sub>2</sub> O	1.3	CH <sub>3</sub> CCH	0.78	SiC	1.7	CH <sub>3</sub> CN	3.92	HCSi	0.07
NH <sub>2</sub> CN	0	CH <sub>2</sub> CO	1.42	SiCH <sub>2</sub>	...	OCN	0.64	SiN	2.3
SiCH <sub>3</sub>	0.65	HNSi	0.16	CP	0.86	N <sub>2</sub> O	0.16	CS	1.96
HCP	0.3	CH <sub>3</sub> CHO	2.69	CO <sub>2</sub>	0	SiO	3.1	HCS	1.02
PN	2.75	CH <sub>3</sub> OCH <sub>3</sub>	1.3	C <sub>2</sub> H <sub>5</sub> OH	1.44	CH <sub>2</sub> PH	0	H <sub>3</sub> SiO	3.82
H <sub>2</sub> CS	1.65	NO <sub>2</sub>	0.32	NS	1.81	HCOOH	1.41	CCl	1.22
PO	1.88	C <sub>4</sub>	0	HPO	2.33	SO	1.55	C <sub>4</sub> H	0.9
C <sub>4</sub> H <sub>2</sub>	0	C <sub>3</sub> N	2.2	C <sub>4</sub> H <sub>3</sub>	0	ClO	1.24	HC <sub>3</sub> N	3.6
NCCN	0	SiC <sub>2</sub>	2.39	C <sub>3</sub> O	2.39	CH <sub>2</sub> CHCN	3.89	SiC <sub>2</sub> H	1.4
SiNC	2.03	SiC <sub>2</sub> H <sub>2</sub>	2.5	CCP	3.5	C <sub>2</sub> S	2.8	HC <sub>2</sub> P	...
C <sub>2</sub> H <sub>6</sub> CO	2.8	C <sub>5</sub>	0	HCOOCH <sub>3</sub>	1.77	OCS	0.71	SiS	1.73
SiO <sub>2</sub>	0.5	C <sub>5</sub> H	4.3	C <sub>4</sub> N	0.14	C <sub>5</sub> H <sub>2</sub>	5.9	SO <sub>2</sub>	1.63
S <sub>2</sub>	0	CH <sub>3</sub> C <sub>4</sub> H	1.21	SiC <sub>3</sub>	4.2	SiC <sub>3</sub> H	2.0 ?	CH <sub>3</sub> C <sub>3</sub> N	4.91
HS <sub>2</sub>	1.4	H <sub>2</sub> S <sub>2</sub>	1.2	C <sub>3</sub> P	2.77	C <sub>3</sub> S	3.7	C <sub>6</sub>	0
C <sub>6</sub> H	5.0	C <sub>6</sub> H <sub>2</sub>	6.2	C <sub>5</sub> N	3.38	HC <sub>5</sub> N	4.33	SiC <sub>4</sub>	6.3
C <sub>6</sub> H <sub>6</sub>	0	C <sub>4</sub> P	4.18	C <sub>4</sub> S	3.8	C <sub>7</sub>	0	C <sub>7</sub> H	4.5
C <sub>7</sub> H <sub>2</sub>	7.7	CH <sub>3</sub> C <sub>6</sub> H	1.5	CH <sub>3</sub> C <sub>5</sub> N	5.75	C <sub>8</sub>	0	C <sub>8</sub> H	5.0
C <sub>7</sub> N	3.0	C <sub>8</sub> H <sub>2</sub>	8.2	HC <sub>7</sub> N	4.62	C <sub>9</sub>	0	C <sub>9</sub> H	4.7
C <sub>9</sub> H <sub>2</sub>	9.7	CH <sub>3</sub> C <sub>7</sub> N	5.47	C <sub>10</sub>	0	C <sub>9</sub> N	3.3	HC <sub>9</sub> N	4.84

Notes: c-C<sub>3</sub>H = 2.4D; HCCCCH = 0D; H<sub>2</sub>C<sub>3</sub>H(propargyl) = 0.14D; H<sub>2</sub>CCCC = 4.1D from Oswald & Botschwina (1995); HCSi from Smith et al. (2001); HCS from Ochsenfeld et al. (1999); HS<sub>2</sub> from Zhuo et al. (1994); CCP from El-Yazal et al. (1997); CCl from Largo et al. (2001); H<sub>2</sub>SiO from Ma & Schaeffer (1994); CH<sub>2</sub>CN from Gutsev & Adamowicz (1995); SiCH<sub>3</sub> from Kaiser & Osamura (2005); C<sub>3</sub>P from del Rio et al. (1996); C<sub>4</sub>P from Yu et al. (2005); C<sub>4</sub>S from Pascoli & Lavendry (1998); C<sub>5</sub>N from Botschwina (1996); C<sub>n</sub>H<sub>2</sub>, n = 5–9, from Maluendes & McLean (1992).

**Table 4.** List of the database reaction reference codes and their correspondance with the bibliographical references. NOTE: Any digit-only code found in the database is the same code as that used for referencing reactions in Anicich (2004).

Code	References	Code	References	Code	Reference
AA83	Alge et al. (1983)	AB93	Abouelaziz et al. (1993)	AM06	Andreazza et al. (2006)
AS95	Andreazza et al. (1995)	AS84	Adams et al. (1984)	AS97	Andreazza & Singh (1997)
AS04	Asvany et al. (2004)	BA84	Barlow (1984)	BH95	Bettens & Herbst (1995)
BS97	Brownsword et al. (1997)	BV06	Barinovs & van Hemert (2006)	CA01	Canosa et al. (2001)
CG06	Carty et al. (2006)	CH94	Clary et al. (1994)	DA97	Decker & Adams (1997)
DD90	Dalgarno et al. (1990)	EH04	Ehlerding et al. (2004)	FA80	Field et al. (1980)
FM01	Fikri et al. (2001)	FO02	Fockenberg & Preses (2002)	GA04	Geppert et al. (2004b)
GA06	Geppert et al. (2006)	GB04	Geppert et al. (2004c)	GC04	Geppert et al. (2004d)
GE05	Montaigne et al. (2005)	GH04	Geppert et al. (2004a)	GL87	Gredel et al. (1987)
GL89	Gredel et al. (1989)	GT04	Geppert et al. (2004g)	GW04	Geppert et al. (2004f)
HD89	Herbst et al. (1989a)	HE85	Herbst (1985)	HE87	Herbst (1987)
HE06	Heber et al. (2006)	HH93	Haider & Husain (1993)	HL86	Herbst & Leung (1986a)
HL89	Herbst & Leung (1989)	HL90	Herbst & Leung (1990)	HM89	Herbst et al. (1989b)
HT00	Herbst et al. (2000)	IS89	Smith (1989)	JE00	Jensen et al. (2000)
KA02	Kalhari et al. (2002)	KD93	Kimura & Dalgarno (1993)	KS96	Kaiser et al. (1996)
LG88	Leen & Graff (1988)	LL98	Larson et al. (1998)	LU02	Luca et al. (2002)
MB73	McGregor & Berry 1973	MB87	Millar et al. (1987)	MC04	McCall et al. (2004)
MH90	Millar & Herbst (1990)	MH91	Millar et al. (1991)	MI84	Mitchell (1984)
MI90	Mitchell (1990)	MI91	Millar (1991)	MM93	Maluendes et al. (1993)
MS99	McEwan et al. (1999)	NA99	Nahar (1999)	NIST	NIST Chemical Kinetics Database
NM90	Nesbitt et al. (1990)	NM05	Novotny et al. (2005)	NP97	Nahar & Pradhan (1997)
NW05	Neufeld et al. (2005)	PD89	Petuchowski et al. (1989)	PE98	Peterson et al. (1998)
PH80	Prasad & Huntress (1980)	PM03	Petrie et al. (2003)	RA92	Rawlings (1992)
RI99	Rim & Hershberger (1999)	RJ91	Roberge et al. (1991)	RO00	Rosen et al. (2000)
SA00	Singh & Andreazza (2000)	SD98	Stancil & Dalgarno (1998)	SE98	Semaniak et al. (1998)
SE01	Semaniak et al. (2001)	SH04	Smith et al. (2004)	SI99	Singh et al. (1999)
SI06	Sims (2006)	SL98	Stancil et al. (1998)	SS94	Smith et al. (1994)
SS99	Stancil et al. (1999)	ST00	Stancil et al. (2000)	SY92	Suzuki et al. (1992)
TE96	Talbi et al. (1996)	VA99	Vikor et al. (1999)	VD87	van Dishoeck (1987)
VD88	van Dishoeck (1988)	VD06	van Dishoeck et al. (2006)	VP83	Viggiano & Paulson (1983)
WB88	Wlodek et al. (1988)	WG04	Geppert et al. (2004e)	ZS98	Zygelman et al. (1998)

The NIST Chemical Database is available on-line at <http://kinetics.nist.gov/index.php>

**Table 9.** Steady state fractional abundances with respect to H<sub>2</sub>. “Rate06” refers to the standard database while “Dipole” refers to the database with dipole-enhanced rate coefficients.

Species	Rate06	Dipole	Species	Rate06	Dipole	Species	Rate06	Dipole
H	2.21E-04	2.22E-04	H-	9.37E-13	9.43E-13	H+	1.26E-10	1.24E-10
H2+	5.68E-13	5.68E-13	H2	1.00E+00	1.00E+00	H3+	3.19E-09	3.15E-09
He+	4.97E-10	4.96E-10	He	2.80E-01	2.80E-01	HeH+	1.38E-14	1.38E-14
C+	1.37E-09	1.34E-09	C	6.21E-10	6.15E-10	C-	1.71E-19	1.69E-19
CH	4.38E-11	4.43E-11	CH+	1.75E-17	1.79E-17	CH2	1.38E-11	1.34E-11
CH2+	7.08E-16	6.97E-16	N+	3.37E-11	3.34E-11	N	1.89E-06	1.93E-06
NH+	4.57E-15	4.55E-15	NH	5.58E-09	5.34E-09	CH3	5.06E-11	4.79E-11
CH3+	2.28E-12	2.24E-12	NH2+	2.25E-14	2.34E-14	O+	6.08E-14	6.02E-14
CH4+	6.66E-16	6.53E-16	NH2	7.83E-10	7.91E-10	O-	3.73E-18	3.85E-18
CH4	6.58E-08	6.53E-08	O	4.91E-05	5.07E-05	NH3	1.93E-07	4.16E-08
OH-	2.32E-14	4.94E-15	OH+	2.35E-13	2.37E-13	NH3+	5.27E-12	5.48E-12
CH5+	6.33E-12	6.18E-12	OH	1.46E-07	1.40E-07	NH4+	5.35E-11	6.00E-11
H2O	1.99E-06	3.95E-07	H2O+	4.64E-13	4.79E-13	F	1.59E-08	3.47E-08
H3O+	4.35E-09	4.52E-09	F+	1.31E-16	1.59E-16	HF	2.41E-08	5.33E-09
HF+	3.84E-17	4.64E-17	H2F+	6.86E-12	8.23E-12	Na+	5.72E-09	5.72E-09
Na	2.78E-10	2.79E-10	C2+	1.10E-18	1.24E-18	Mg+	5.47E-09	5.46E-09
Mg	5.29E-10	5.39E-10	C2	5.47E-12	6.31E-12	C2H	9.79E-11	9.29E-11
C2H+	2.41E-18	2.53E-18	C2H2	1.38E-09	1.36E-09	C2H2+	3.64E-15	3.56E-15
CN	1.04E-11	1.12E-11	CN-	7.35E-17	1.78E-17	CN+	2.98E-17	5.76E-17
HNC	1.02E-08	2.40E-09	HCN	5.89E-09	1.43E-09	C2H3	8.68E-14	8.27E-14
C2H3+	4.94E-13	4.81E-13	HCN+	6.94E-17	9.98E-17	H2CN	4.68E-14	4.47E-14
CO+	2.88E-14	2.89E-14	Si+	8.54E-12	2.76E-11	N2+	2.59E-15	2.61E-15
Si	5.04E-12	2.59E-11	N2	1.62E-05	1.64E-05	C2H4	1.43E-11	1.49E-11
H2NC+	1.15E-11	1.33E-11	HCNH+	1.28E-11	1.67E-11	C2H4+	3.99E-14	3.90E-14
CO	1.46E-04	1.46E-04	SiH+	3.57E-16	1.82E-15	C2H5	2.68E-16	1.05E-16
HCO	2.46E-12	2.32E-12	HN2+	2.81E-10	2.79E-10	SiH	1.17E-15	3.97E-15
HCO+	9.09E-09	8.88E-09	HOC+	1.03E-13	1.04E-13	C2H5+	3.06E-15	3.09E-15
CH2NH	9.86E-11	4.68E-12	H2CO+	3.54E-14	4.90E-14	SiH2	1.21E-17	5.94E-17
NO	8.23E-06	8.07E-06	C2H6	4.15E-17	8.58E-18	SiH2+	1.91E-16	6.13E-16
CH4N+	8.58E-15	1.01E-14	NO+	3.45E-10	3.36E-10	CH2NH2+	2.19E-14	5.77E-15
C2H6+	5.21E-20	1.98E-20	H2CO	6.56E-11	5.94E-11	HOCH	0.00E+00	0.00E+00
SiH3	2.26E-21	1.10E-20	SiH3+	3.97E-18	2.01E-17	H3CO+	5.34E-14	1.93E-13
C2H7+	7.45E-22	1.50E-22	P	2.20E-09	4.53E-09	P+	2.46E-13	4.97E-13
HNO	2.23E-09	2.18E-09	HNO+	3.35E-10	3.22E-10	CF+	8.12E-12	9.66E-12
S+	2.61E-11	5.26E-11	SiH4	7.72E-19	3.99E-18	O2+	3.82E-10	3.79E-10
SiH4+	1.60E-28	8.10E-28	S	1.27E-08	2.62E-08	CH3OH+	6.04E-17	2.35E-17
S-	2.43E-17	4.98E-17	PH	4.94E-12	9.80E-12	H2NO+	2.37E-13	1.24E-12
PH+	2.47E-13	5.00E-13	CH3OH	1.69E-12	4.05E-13	O2	7.32E-05	7.32E-05
O2H	6.20E-10	8.42E-10	PH2+	3.38E-15	6.75E-15	O2H+	1.39E-16	1.39E-16
SiH5+	5.26E-22	2.64E-21	CH3OH2+	3.19E-16	1.91E-16	HS+	1.47E-12	2.96E-12
PH2	5.07E-14	9.98E-14	HS	1.63E-12	3.33E-12	H2S+	1.39E-14	2.81E-14
PH3+	1.13E-14	2.29E-14	H2O2	0.00E+00	0.00E+00	H2S	6.67E-11	3.11E-11
H3S+	8.66E-14	1.88E-13	Cl	3.88E-09	5.40E-09	Cl+	1.11E-17	1.59E-17
C3+	8.72E-19	1.42E-18	C3	8.26E-12	9.75E-12	HCl	2.12E-09	6.03E-10
HCl+	1.81E-17	2.54E-17	C3H	2.35E-12	1.78E-12	H2Cl+	2.76E-13	4.06E-13
C3H+	4.52E-17	4.65E-17	C3H2	1.71E-10	5.81E-11	C3H2+	3.19E-15	5.57E-15
C2N+	6.97E-13	8.84E-13	H2CCC	1.63E-12	1.30E-12	CNC+	3.87E-13	5.04E-13
C2N	7.30E-12	6.94E-12	H2C3H+	7.80E-14	8.51E-14	C2NH+	8.78E-15	9.30E-15
C3H3	8.40E-14	6.82E-14	C3H3+	5.12E-14	8.30E-14	C2O+	1.95E-18	1.01E-17
CH2CN	9.18E-11	5.21E-12	CH2CN+	5.34E-15	1.63E-15	C3H4+	2.76E-18	9.73E-18
C2O	7.88E-14	7.59E-14	CH3CCH	1.01E-13	9.78E-14	SiC+	5.15E-22	9.85E-21
SiC	7.39E-16	3.19E-15	C3H5+	1.43E-16	1.39E-16	CH3CN	1.39E-11	8.27E-13
CH3CN+	2.04E-18	6.37E-19	HC2O+	2.05E-14	2.07E-14	HCSi	4.22E-16	3.88E-15
HCSi+	8.95E-22	1.14E-20	CH2CO+	4.46E-15	3.52E-15	OCN+	5.91E-15	5.88E-15
SiCH2+	1.22E-17	1.25E-16	NH2CN	2.02E-10	4.75E-11	C3H6+	1.69E-26	3.45E-27

Table 9. continued.

Species	Rate06	Dipole	Species	Rate06	Dipole	Species	Rate06	Dipole
CH2CO	1.09E-10	2.19E-11	SiN+	1.01E-15	1.08E-14	SiCH2	3.98E-15	1.66E-14
OCN	1.14E-08	1.22E-08	CH3CNH+	5.10E-14	1.54E-14	SiN	3.88E-13	1.43E-12
C3H7+	1.45E-25	2.95E-26	SiCH3	9.81E-16	3.43E-15	CP+	2.30E-23	5.06E-23
HNSi+	7.34E-21	6.78E-20	HNSi	2.56E-11	9.94E-11	SiCH3+	1.63E-18	6.71E-18
CH3CO+	5.63E-14	5.85E-14	CP	1.48E-14	2.89E-14	HNCO+	6.22E-19	1.31E-18
NH2CNH+	6.11E-14	1.41E-14	N2O+	1.36E-13	1.26E-13	SiO+	1.02E-17	8.35E-17
CS+	1.02E-17	4.51E-17	CO2+	1.32E-17	2.67E-17	SiCH4+	1.25E-18	4.35E-18
N2O	2.44E-09	2.51E-09	HCP+	1.51E-21	2.98E-21	CH3CHO+	1.58E-15	1.17E-15
SiNH2+	3.15E-14	1.22E-13	CS	1.69E-10	8.19E-11	HCP	1.53E-12	3.09E-12
CH3CHO	2.43E-11	4.77E-12	CO2	1.47E-07	2.98E-07	SiO	5.83E-09	5.71E-09
HCS	5.41E-15	1.07E-14	HCS+	3.57E-14	1.26E-13	SiOH+	2.23E-12	1.21E-11
HN2O+	4.95E-14	5.02E-14	PN	3.69E-09	1.27E-09	PN+	1.00E-14	1.85E-14
CH3CHOH+	6.13E-14	6.35E-14	HCO2+	4.18E-12	1.58E-11	PCH2+	7.80E-16	1.57E-15
HPN+	1.01E-12	1.90E-12	HCOOH+	1.61E-25	7.47E-27	C2H5OH+	2.47E-17	1.68E-17
CH3OCH3	2.43E-17	1.18E-18	PCH3+	1.40E-16	2.82E-16	C2H5OH	2.51E-13	6.14E-14
NS+	3.56E-14	8.21E-14	H2CS+	1.65E-16	3.57E-16	CH2PH	1.44E-16	2.79E-16
NO2+	1.24E-16	1.42E-16	H2SiO	2.11E-17	1.98E-17	H2CS	2.80E-11	1.15E-11
NO2	5.87E-09	5.83E-09	NS	1.27E-12	2.42E-12	H2SiO+	6.41E-19	3.35E-18
HCOOH	3.26E-08	1.51E-09	CH3OCH3+	1.78E-21	3.41E-22	HNS+	3.96E-16	4.06E-15
H3SiO+	2.54E-20	1.29E-19	CCl	1.71E-15	2.54E-15	PO	9.78E-11	1.80E-10
SiF+	2.90E-14	1.13E-13	PNH2+	3.34E-16	8.01E-16	PCH4+	9.37E-18	1.88E-17
CCl+	5.22E-14	7.98E-14	PO+	8.84E-13	1.85E-12	H3CS+	9.91E-15	2.08E-14
CH3OCH4+	3.59E-20	8.90E-21	C2H5OH2+	4.64E-16	5.38E-16	HCOOH2+	1.93E-11	4.78E-12
HPO+	1.24E-13	3.67E-13	C4+	9.24E-19	1.84E-18	C4	1.57E-15	2.35E-15
HPO	1.33E-13	2.61E-13	PNH3+	4.43E-16	1.06E-15	SO+	3.53E-12	6.40E-12
SO	1.06E-08	9.78E-09	C4H+	3.17E-18	6.07E-18	H2PO+	1.72E-15	4.11E-15
C4H	7.51E-13	1.16E-12	H2CCl+	1.38E-16	2.11E-16	HSO+	3.36E-12	1.67E-11
C3N+	1.09E-21	1.20E-21	C4H2	1.20E-11	1.53E-11	C3N	4.66E-14	3.78E-14
C4H2+	6.34E-15	1.31E-14	C4H3	1.67E-13	2.50E-13	ClO	0.00E+00	0.00E+00
HC3N+	7.47E-19	2.26E-18	ClO+	0.00E+00	0.00E+00	HC3N	1.16E-12	1.41E-13
C4H3+	3.58E-15	5.41E-15	C2N2+	3.22E-23	8.19E-24	HC3NH+	3.01E-16	2.44E-16
NCCN	6.13E-13	1.54E-13	SiC2	1.73E-15	6.72E-15	C4H4+	5.72E-17	8.56E-17
SiC2+	5.77E-22	1.84E-21	C3O+	4.91E-20	1.44E-19	C3O	6.76E-11	3.68E-11
C4H5+	1.95E-19	2.32E-19	HC3O+	3.28E-14	9.70E-14	CH2CHCN	4.80E-17	9.17E-18
SiC2H+	5.62E-17	1.95E-16	NCCNH+	1.05E-16	2.60E-17	H3C3N+	3.33E-21	3.29E-21
SiC2H	2.38E-14	1.54E-14	SiNC+	2.39E-15	9.57E-15	C3H2O+	8.64E-18	8.45E-18
H4C3N+	3.42E-20	3.45E-20	SiC2H2+	1.37E-17	4.84E-17	SiNC	4.34E-17	3.22E-17
SiC2H2	1.68E-14	1.11E-14	CCP+	1.72E-17	3.43E-17	SiC2H3+	1.56E-17	5.45E-17
H3C3O+	1.17E-14	1.14E-14	C4H7+	7.39E-22	7.55E-22	SiNCH+	7.50E-19	7.37E-19
CCP	1.26E-15	2.21E-15	C2S	3.53E-12	1.82E-12	Fe+	5.66E-09	5.65E-09
Fe	3.43E-10	3.48E-10	C2S+	5.46E-21	1.29E-20	HC2P	7.97E-17	1.57E-16
HC2P+	7.39E-18	1.74E-17	HC2S+	1.73E-15	4.28E-15	PC2H2+	7.47E-18	1.50E-17
PC2H3+	1.97E-19	4.02E-19	C2H6CO	9.08E-17	3.40E-18	C2H6CO+	1.12E-20	1.93E-21
C2H6COH+	2.48E-19	4.88E-20	CH3CS+	1.46E-18	3.07E-18	PC2H4+	8.40E-22	1.76E-21
COOCH4+	6.08E-25	1.60E-24	C5	4.60E-13	7.30E-13	OCS+	6.13E-15	1.29E-14
C5+	2.20E-21	1.45E-20	HCOOCH3	6.39E-21	3.84E-21	SiS+	3.82E-18	2.57E-17
OCS	2.32E-10	4.84E-10	SiS	3.17E-17	3.91E-17	SiO2	1.28E-10	1.23E-10
HOCS+	4.27E-14	8.76E-14	C5H	1.01E-14	8.88E-15	HSiS+	7.12E-20	4.71E-19
C5H+	2.12E-16	3.25E-16	HSiO2+	5.19E-14	4.88E-14	H5C2O2+	1.24E-23	3.83E-23
C4N	5.07E-14	7.69E-14	C5H2+	7.73E-18	2.95E-17	C4N+	1.01E-19	6.58E-20
C5H2	1.70E-13	1.82E-14	C5H3+	2.94E-17	1.79E-17	HC4N+	3.06E-22	4.81E-22
SO2	1.62E-08	3.37E-09	H2C4N+	3.06E-22	4.81E-22	C5H4+	7.44E-19	1.45E-18
S2	1.86E-15	7.66E-15	SiC3+	8.86E-19	6.91E-18	C5H4	4.81E-15	9.04E-15
SO2+	3.03E-16	3.41E-16	SiC3	3.86E-16	2.21E-15	S2+	1.54E-16	6.71E-16
SiC3H	2.59E-17	6.41E-17	C5H5+	2.79E-18	5.16E-18	HSO2+	9.59E-13	1.08E-12
CH3C3N	1.40E-15	2.06E-15	HS2+	1.24E-18	6.16E-18	CH3C3N+	3.06E-22	4.81E-22
HS2	5.01E-14	4.27E-14	SiC3H+	2.52E-17	1.55E-16	H2S2+	4.55E-17	2.09E-16
CH3C3NH+	2.60E-18	3.77E-18	SiC3H2+	2.44E-20	3.23E-19	H2S2	9.78E-15	8.92E-15
C3P	3.76E-18	1.35E-17	NCCNCH3+	9.21E-23	2.28E-23	H3S2+	1.14E-17	5.70E-17

**Table 9.** continued.

Species	Rate06	Dipole	Species	Rate06	Dipole	Species	Rate06	Dipole
PC3H+	1.17E-19	4.35E-19	C3S+	4.84E-18	2.26E-17	C3S	2.87E-13	1.98E-13
HC3S+	1.80E-16	6.51E-16	C6+	1.78E-20	2.53E-20	C6	1.29E-16	1.71E-16
C6H	1.23E-15	1.51E-15	C6H+	8.43E-19	1.04E-18	C5N+	5.34E-23	8.36E-23
C6H2	3.56E-14	1.09E-14	C5N	2.11E-16	2.04E-16	C6H2+	5.33E-18	7.41E-18
HC5N	1.78E-15	4.51E-16	HC5N+	9.50E-23	1.96E-22	C6H3+	3.35E-18	5.59E-18
C6H4+	1.62E-19	3.69E-19	H2C5N+	4.53E-18	7.20E-18	SiC4+	1.07E-19	2.90E-18
SiC4	2.01E-21	1.74E-20	SiC4H+	1.31E-22	1.24E-21	C6H5+	8.91E-24	3.19E-23
H3C5N+	3.47E-21	6.25E-21	C6H6+	1.77E-21	6.23E-21	C6H6	1.30E-17	4.70E-17
C6H7+	4.76E-21	1.71E-20	C4P	8.70E-18	3.21E-17	C4P+	1.80E-23	3.58E-22
PC4H+	2.91E-19	1.29E-18	C4S+	4.04E-19	5.76E-18	C4S	6.15E-15	3.96E-15
HC4S+	6.23E-18	2.02E-17	C7+	3.22E-22	5.37E-22	C7	4.17E-15	7.11E-15
C7H+	9.26E-19	1.54E-18	C7H	3.06E-17	2.27E-17	C7H2	2.74E-16	6.87E-17
C7H2+	6.85E-21	2.91E-20	C7H3+	5.38E-20	1.05E-19	C7H4	3.03E-17	4.89E-17
C7H4+	5.22E-21	1.36E-20	CH3C5N	2.63E-19	1.26E-20	C7H5+	2.57E-20	4.07E-20
CH3C5NH+	2.82E-22	7.11E-23	C8	6.37E-19	1.08E-18	C8+	1.29E-21	2.18E-21
C8H+	6.55E-24	1.09E-23	C8H	3.98E-18	5.11E-18	C7N+	2.33E-25	3.95E-25
C7N	6.77E-19	5.97E-19	C8H2	5.29E-17	5.32E-18	C8H2+	3.12E-20	5.47E-20
HC7N+	7.49E-23	1.43E-22	C8H3+	5.21E-21	3.88E-21	HC7N	7.89E-18	1.76E-18
C8H4+	1.72E-22	2.27E-22	H2C7N+	4.42E-21	6.68E-21	H3C7N+	3.82E-22	1.40E-22
C8H5+	3.49E-22	6.72E-22	C9+	2.40E-24	2.53E-24	C9	6.47E-18	5.63E-18
C9H+	1.43E-21	1.19E-21	C9H	4.96E-20	2.37E-20	C9H2	5.06E-19	1.04E-19
C9H2+	1.44E-23	4.67E-23	C9H3+	1.19E-22	1.70E-22	C9H4+	1.26E-23	2.02E-23
C9H5+	2.87E-24	2.23E-24	CH3C7N	1.14E-21	4.79E-23	CH3C7NH+	1.26E-24	2.79E-25
C10+	5.25E-23	4.91E-23	C10	1.25E-24	5.74E-25	C9N	1.06E-21	5.77E-22
C9N+	3.61E-28	3.06E-28	HC9N+	1.16E-25	1.17E-25	HC9N	1.01E-20	1.45E-21
H2C9N+	6.40E-24	5.78E-24	H3C9N+	5.54E-25	3.03E-25	e-	3.70E-08	3.70E-08