

Unstable quasi g-modes in rotating main-sequence stars

G. J. Savonije

Astronomical Institute “Anton Pannekoek”, University of Amsterdam, Kruislaan 403, 1098 SJ Amsterdam, The Netherlands
e-mail: gertjan@science.uva.nl

Received 28 April 2005 / Accepted 18 June 2005

ABSTRACT

This paper studies the oscillatory stability of uniformly rotating main-sequence stars of mass $3\text{--}8 M_{\odot}$ by solving the linearized non-adiabatic, non-radial oscillation equations with a forcing term and searching for resonant response to a complex forcing frequency. By using the traditional approximation, the solution of the forced oscillation equations becomes separable, whereby the energy equation is made separable by approximation. It is found that the κ -mechanism in rotating B-stars can destabilize not only gravity- or pressure modes, but also a branch of low frequency retrograde (in corotating frame) oscillations in between the retrograde g-modes and toroidal r-modes. These unstable quasi-g (or “q-modes”) hardly exhibit rotational confinement to the equatorial regions of the star, while the oscillations are always prograde in the observer’s frame, all in contrast to g-modes. The unstable q-modes occur in a few narrow period bands (defined by their azimuthal index m) and seem to fit the oscillation spectra observed in SPB stars rather well. The unstable q-mode oscillation spectrum of a very rapidly rotating $8 M_{\odot}$ star appears similar to that of the well-studied Be-star μ Cen. The unstable q-modes thus seem far better for explaining the observed oscillation spectra in SPB-stars and Be-stars than do normal g-modes.

Key words. stars: rotation – stars: oscillations

1. Introduction

With the introduction of new opacity data by Iglesias et al. (1992) and a later update by Iglesias & Rogers (1996) it was suggested that the origin of β Cephei pulsations in massive main-sequence stars as well as that of the slowly pulsating B (SPB) stars (Waelkens 1991) of lower mass is caused by the classical opacity valve mechanism (Eddington 1930) operating on non radial g-mode or p-mode oscillations. Early stability analyses with these new opacity results in non-rotating stars have been published by e.g. Kiriakidis et al. (1992), Gautschy & Saio (1993), and Dziembowski et al. (1993).

Observations by Balona (1994) and Balona & Koen (1994) show an unexplainable lack of SPB stars in two open clusters which do contain many pulsating β Cephei stars. It was suggested that the lack of SPB stars in these clusters might be correlated with the rapid rotation of the cluster stars. Ushomirsky & Bildsten (1998), in an attempt to explain Balona and Koen’s observations in terms of rotational stabilisation of g-modes, applied the traditional approximation combined with a quasi-adiabatic stability analysis to study the effect of rotation on the κ instability mechanism. They did not find a decisive solution: rotation seemed indeed to stabilize some pulsation modes but to destabilize other g-modes. This work was followed up by Lee (2001) who used a fully non-adiabatic analysis with a truncated expansion of spherical harmonics to approximate the low-frequency g-mode oscillations in rotating stars. Lee found some rotational stabilization caused by the Coriolis coupling with higher degree spherical harmonic components,

especially for retrograde g-modes in the inertial regime, but this seems insufficient to explain the lack of SPB stars in clusters with rapidly rotating B-stars. Townsend (2003), also applying the traditional approximation, tried to explain the lack of observed rapidly rotating SPB stars by the well-known effect of the Coriolis force on g-mode pulsations: the confinement of the oscillation to the equatorial regions ($|\mu| < \bar{\sigma}/(2\Omega_s)$) of the star, where $\mu = \cos\vartheta$ and $\bar{\sigma}$ is the oscillation frequency in the corotating frame (e.g. Savonije et al. 1995). The lack of rapidly rotating SPB stars would then be caused by a selection effect, not by rotational stabilization of g-modes. However, more recent observations indicate that the two open clusters studied by Balona and Koen may, after all, contain a few SPB stars (Stankov et al. 2002), so that the problem may be non-existent.

There is, however, another complication: the existence of unstable rotational quasi g-modes or “q-modes” in rotating main-sequence stars whose instability has been hitherto neglected. The unstable q-modes exhibit hardly any rotational confinement towards the equatorial region, in contrast to normal g-modes. In this paper we will study the stability of these quasi g-modes in comparison with normal (retrograde) g-modes and check how well unstable q-modes can explain the oscillation spectra of rotating B-stars.

2. Basic oscillation equations

We consider uniformly rotating main sequence stars with mass M_s between $3\text{--}8 M_{\odot}$ and denote their radius by R_s . We wish to study the oscillatory stability of these uniformly

rotating B-stars by subjecting them to a perturbing periodic force to determine the resonant behaviour. We assume the star's angular velocity of rotation Ω_s to be much smaller than its break-up speed, i.e. $(\Omega_s/\Omega_c)^2 \ll 1$, with $\Omega_c^2 = GM_s/R_s^3$, so that effects of centrifugal distortion ($\propto \Omega_s^2$) may be neglected to a first approximation. The Coriolis acceleration is proportional to Ω_s , and we consider its effect on the induced oscillatory motions in the star. We use spherical coordinates (r, ϑ, φ) with the origin at the star's centre, whereby $\vartheta = 0$ corresponds to its rotation axis.

Let us denote the displacement vector in the star by ξ and perturbed Eulerian quantities like pressure P' , density ρ' , temperature T' , and energy flux F' with a prime. The linearized hydrodynamic equations governing the non-adiabatic response of the uniformly rotating star to the perturbing potential Φ_T may then be written as

$$\left[\left(\frac{\partial}{\partial t} + \Omega_s \frac{\partial}{\partial \varphi} \right) v'_i \right] e_i + 2\Omega_s \times v' = -\frac{1}{\rho} \nabla P' + \frac{\rho'}{\rho^2} \nabla P - \nabla \Phi_T, \quad (1)$$

$$\left(\frac{\partial}{\partial t} + \Omega_s \frac{\partial}{\partial \varphi} \right) \rho' + \nabla \cdot (\rho v') = 0, \quad (2)$$

$$\left(\frac{\partial}{\partial t} + \Omega_s \frac{\partial}{\partial \varphi} \right) [S' + \xi \cdot \nabla S] = -\frac{1}{\rho T} \nabla \cdot F', \quad (3)$$

$$\frac{F'}{F} = \left(\frac{dT}{dr} \right)^{-1} \left[\left(\frac{3T'}{T} - \frac{\rho'}{\rho} - \frac{\kappa'}{\kappa} \right) \nabla T + \nabla T' \right] \quad (4)$$

where κ denotes the opacity of stellar material and S its specific entropy. These perturbation equations represent, respectively, conservation of momentum, conservation of mass, and conservation of energy, while the last equation describes the radiative diffusion of the perturbed energy flux. For simplicity we adopt the Cowling (1941) approximation; i.e. we neglect perturbations to the gravitational potential caused by the star's oscillatory distortion. For the higher radial order oscillation modes studied here, this approximation should be adequate. As usual, we also neglect perturbations of the nuclear energy sources (not important) and of convection (frozen convective flux approximation). In main-sequence (MS) stars more massive than about $6 M_\odot$, in which the opacity Z -bump driving region is convectively unstable, this latter approximation introduces some uncertainty with respect to the detected oscillatory instabilities.

For the periodic forcing, we apply a force equal to the (real part of) the gradient of

$$\Phi_T(r, \vartheta, \varphi, t) = f r^l P_l^m(\mu) e^{i(\sigma t - m\varphi)} \quad (5)$$

where σ is the (real) forcing frequency in the inertial frame, $\mu = \cos \vartheta$, $P_l^m(\mu)$ is an associated Legendre polynomial, and f is an arbitrary constant. Since we are interested in periodic solutions of the forced oscillations, we assume the perturbations have the same time and φ dependence as the forcing, although with a certain phase lag due to radiative damping. After factoring out the known time and φ -dependence, Eqs. (1)–(4) form a 2D problem in the (r, ϑ) meridional plane of the perturbed star. To simplify this problem we apply the so-called ‘‘traditional approximation’’.

3. The traditional approximation

For a rotating star the solutions of Eqs. (1)–(4) are no longer separable into r -, ϑ -, and φ -factors and cannot be described by a single spherical harmonic (l, m) due to the action of the Coriolis force on oscillating stellar matter. However, for a uniformly rotating star in the traditional approximation, separability is retained by neglecting the ϑ -component of the angular velocity vector (e.g. Unno et al. 1989). This is done because the radial motions are expected to be small in the stably stratified layers of the star, especially for low-frequency modes. It is known (Berthomieu et al. 1978; Savonije et al. 1995) that the traditional approximation yields qualitatively correct results for g-modes if the oscillation frequency $\bar{\sigma}$ is small compared to the Brunt-Väisälä frequency (thus outside the convective core), so that the horizontal oscillatory motion dominates. This is also a reasonable approximation for the q-modes with weak radial motion studied here. Figure 2 shows that for modes with $|\bar{\sigma}|/\Omega_c \leq 1$ this requirement is amply satisfied in the radiative envelope of a $3 M_\odot$ star.

The problem is now reduced to two 1-dimensional problems (in ϑ and r) with a prescribed azimuthal harmonic dependence $e^{im\varphi}$, since we assume the unperturbed star axisymmetric. When only the radial component of Ω_s is retained, the ϑ - and φ -components of the equation of motion can be written:

$$-\bar{\sigma}^2 \xi_\vartheta - 2i\Omega_s \bar{\sigma} \cos \vartheta \xi_\varphi = -\frac{1}{r\rho} \frac{\partial P'}{\partial \vartheta} - \frac{1}{r} \frac{\partial \Phi_T}{\partial \vartheta}, \quad (6)$$

$$-\bar{\sigma}^2 \xi_\varphi + 2i\Omega_s \bar{\sigma} \cos \vartheta \xi_\vartheta = \frac{im}{r\rho \sin \vartheta} P' + \frac{im}{r \sin \vartheta} \Phi_T. \quad (7)$$

We have expressed the velocity perturbations in terms of the displacement vector by the relation $v' = i\bar{\sigma}\xi$, with $\bar{\sigma} = \sigma - m\Omega_s$ the oscillation frequency in the corotating stellar frame (negative if the oscillation is retrograde, i.e. if the oscillation pattern propagates in the direction counter to the stellar rotation). We will only use positive m -values in this paper, except in Tables 2 and 3, where we compare with other results.

3.1. Separation of variables

A separation of variables can be performed by writing (see Papaloizou & Savonije 1997):

$$\begin{aligned} \xi_\vartheta &= \sum_{n=0}^{\infty} \mathcal{F}_n(\vartheta) D_n(r) & \xi_\varphi &= \sum_{n=0}^{\infty} \mathcal{G}_n(\vartheta) D_n(r) \\ P' &= \sum_{n=0}^{\infty} \mathcal{X}_n(\vartheta) W_n(r), \end{aligned} \quad (8)$$

with ξ_r , T' and ρ' having expansions of the same form as that for P' . Here we leave out the known factor $e^{im\varphi}$ for the azimuthal variation of the perturbed quantities, while \mathcal{F}_n , \mathcal{G}_n and \mathcal{X}_n are functions of ϑ chosen to obey the relations

$$-\bar{\sigma}^2 \mathcal{F}_n - 2i\Omega_s \bar{\sigma} \cos \vartheta \mathcal{G}_n = -\frac{d\mathcal{X}_n}{d\vartheta}$$

and

$$-\bar{\sigma}^2 \mathcal{G}_n + 2i\Omega_s \bar{\sigma} \cos \vartheta \mathcal{F}_n = \frac{im}{\sin \vartheta} \mathcal{X}_n.$$

We obtain an equation for $\mathcal{X}_n(\vartheta)$ by imposing the constraint

$$\frac{1}{\sin \vartheta} \frac{d(\sin \vartheta \mathcal{F}_n)}{d\vartheta} - im \frac{\mathcal{G}_n}{\sin \vartheta} = -\frac{\lambda_n}{\bar{\sigma}^2} \mathcal{X}_n,$$

where λ_n is a constant. Then \mathcal{X}_n must satisfy the second-order equation obtained from

$$\frac{1}{\sin \vartheta} \frac{d\mathcal{Q}_n}{d\vartheta} + \frac{mx \cos \vartheta}{\sin^2 \vartheta} \mathcal{Q}_n = \mathcal{X}_n \left(\frac{m^2}{\sin^2 \vartheta} - \lambda_n \right) \quad (9)$$

with

$$\mathcal{Q}_n = \frac{\sin \vartheta}{(1 - x^2 \cos^2 \vartheta)} \left(\frac{d\mathcal{X}_n}{d\vartheta} - \frac{mx \cos \vartheta}{\sin \vartheta} \mathcal{X}_n \right) \quad (10)$$

whereby $\mathcal{X}_n(\vartheta)$ is an eigenfunction with λ_n the associated eigenvalue. The solution depends on the *rotation parameter* $x = 2\Omega_s/\bar{\sigma}$. For $\Omega_s = 0$ the functions $\mathcal{X}_n(\vartheta)$ become the associated Legendre functions $P_{m+n}^m(\cos \vartheta)$ with corresponding eigenvalues $\lambda_n = (m+n)(m+n+1)$. Normal modes of the rotating star correspond to normal modes of the non-rotating star with $(m+n)(m+n+1)$ replaced by any permissible λ_n .

Different $\mathcal{X}_n(\vartheta)$ are orthogonal on integration with respect to $\mu = \cos \vartheta$ over the interval $(-1, 1)$. If the perturbing potential is expanded in terms of the \mathcal{X}_n , such that

$$\Phi_T(r, \vartheta) = \sum_{n=1}^{\infty} \Psi_n(r) \mathcal{X}_n(\vartheta), \quad (11)$$

we find from (6) and (7) that

$$D_n(r) = \frac{1}{r\rho} W_n(r) + \frac{1}{r} \Psi_n(r). \quad (12)$$

This equation is exactly the same as in the non-rotating case. The same is true for the equation of continuity, except that $(m+n)(m+n+1)$ is replaced by λ_n . In this way the adiabatic stellar response will consist of a superposition of responses appropriate to non-rotating stars with $(m+n)(m+n+1)$ replaced by λ_n obtained from Eqs. (9), (10). However, we are interested in the oscillatory stability of rotating stars, and for that we need to include non-adiabatic effects; i.e. we have to consider the energy Eq. (3). We can write the divergence term on its right hand side as:

$$\nabla \cdot \frac{\mathbf{F}'}{F_r} = \frac{\partial(r^2 \frac{F'_r}{F_r})}{r^2 \partial r} + \frac{1}{r \sin \vartheta} \frac{\partial(\sin \vartheta \frac{F'_\vartheta}{F_r})}{\partial \vartheta} - \frac{im}{r \sin \vartheta} \left(\frac{F'_\varphi}{F_r} \right).$$

By adopting $T'(r, \vartheta) = \sum_n T'_n(r) \mathcal{X}_n(\vartheta)$ and substituting in the flux Eq. (4), the radial part of the above divergence can be written in the required separated form $\mathcal{D}_r(r, \vartheta) = H(r) \mathcal{X}_n(\vartheta)$. However, the two angular terms cannot be expressed in this way, for one can write, after applying Eq. (4) and Eqs. (9), (10), the angular part of the above divergence as:

$$\mathcal{D}_a(r, \vartheta) = \frac{1}{r^2} \left(\frac{d \log T}{dr} \right)^{-1} \frac{T'(r)}{T(r)} \mathcal{Y}_n(\vartheta) \mathcal{X}_n(\vartheta)$$

with

$$\mathcal{Y}_n(\vartheta) = 2\mu x^2 \frac{\mathcal{Q}_n(\mu)}{\mathcal{X}_n(\mu)} + (x^2 \mu^2 - mx - \lambda_n),$$

which shows that the energy equation renders the system of equations inseparable, unless $x \rightarrow 0$. Nevertheless, we wish to apply the traditional approximation and take advantage of its simple treatment of rotational effects. Therefore we will approximate the energy equation by a separable equation by averaging the angular part of the divergence over ϑ and using the averaged value ϵ_n for \mathcal{Y}_n :

$$\epsilon_n = \frac{\int \mathcal{Y}_n \mathcal{X}_n d\mu}{\int \mathcal{X}_n d\mu}$$

so that

$$\mathcal{D}_a(r, \vartheta) \simeq \frac{1}{r^2} \left(\frac{d \log T}{dr} \right)^{-1} \frac{T'(r)}{T(r)} \epsilon_n \mathcal{X}_n(\vartheta). \quad (13)$$

For low values of the rotation-parameter $x \rightarrow 0$, the exact result $\epsilon_n \rightarrow -\lambda_n = -(m+n)(m+n+1)$ for non-rotating stars is approached.

Expression (13) takes the radiative diffusion in the horizontal direction, at least qualitatively, into account. Below we check our results by comparing with other linear stability calculations of rotating stars.

3.2. The radial part of the oscillation equations

Once we have solved the above angular eigenvalue problem for λ_n , we can factor out the common, now known, factor $\mathcal{X}_n(\vartheta) e^{i(\sigma t - m\varphi)}$ of the perturbations ξ_r , F'_r , p' , T' , and ρ' . For the n th component in expansion (11), the linearized equations describing the non-adiabatic forced oscillations then form a 1-dimensional (radial) problem. The remaining radial part of the oscillation equations can be expressed as:

$$\bar{\sigma}^2 \rho \xi_r - \frac{dP'}{dr} + \frac{dP}{dr} \left(\frac{\rho'}{\rho} \right) = l \rho f r^{(l-1)}, \quad (14)$$

$$\frac{1}{\rho r^2} \frac{d(\rho r^2 \xi_r)}{dr} = -\frac{\rho'}{\rho} + \frac{\lambda_n}{\bar{\sigma}^2 r^2} \left[\frac{P}{\rho} \left(\frac{P'}{P} \right) + f r^l \right], \quad (15)$$

$$\frac{P'}{P} - \Gamma_1 \frac{\rho'}{\rho} + \mathcal{A} \xi_r = i\eta \left[-\frac{1}{F r^2} \frac{d(r^2 F'_r)}{dr} + \epsilon_n \frac{\Lambda}{r^2} \left(\frac{T'}{T} \right) \right], \quad (16)$$

$$\frac{F'_r}{F} = \Lambda \frac{d}{dr} \left(\frac{T'}{T} \right) + (4 - \kappa_T) \frac{T'}{T} - (1 + \kappa_\rho) \frac{\rho'}{\rho} \quad (17)$$

where Γ 's represent Chandrasekhar's adiabatic coefficients,

$$\Lambda = \left(\frac{d \log T}{dr} \right)^{-1}; \quad \mathcal{A} = \frac{d \log P}{dr} - \Gamma_1 \frac{d \log \rho}{dr},$$

the opacity derivatives are given by:

$$\kappa_T = \left(\frac{\partial \log \kappa}{\partial \log T} \right)_\rho; \quad \kappa_\rho = \left(\frac{\partial \log \kappa}{\partial \log \rho} \right)_T;$$

Table 1. ($^{10} \log(L/L_\odot)$, $^{10} \log T_{\text{eff}}$) of the input models; an asterisk above stellar mass indicates models with $Z = 0.03$ instead of $Z = 0.02$.

Model	$X_c = 0.6$	$X_c = 0.4$	$X_c = 0.2$
$3 M_\odot$	(1.932, 4.069)	(2.025, 4.037)	
$4 M_\odot$	(2.411, 4.153)	(2.517, 4.124)	(2.597, 4.0790)
$6 M_\odot$		(3.173, 4.238)	(3.267, 4.199)
$6^* M_\odot$		(3.112, 4.210)	(3.205, 4.167)
$8^* M_\odot$		(3.562, 4.288)	(3.662, 4.247)

η is a characteristic radiative diffusion length:

$$\eta = -(\Gamma_3 - 1)F/(\bar{\sigma}P), \quad \text{with} \quad F = -\frac{4acT^3}{3\kappa\rho} \frac{dT}{dr}$$

being the unperturbed (radial) radiative energy flux, and ϵ_n , related to the horizontal radiative diffusion, and is defined by (13). All other constants have their usual meaning. Note that the radiative diffusion introduces a factor i , so that the radial parts of the perturbations are complex-valued. This expresses the induced phase-lags with respect to the external forcing caused by non-adiabatic effects due to radiative diffusion.

The oscillation equations are complemented by the linearized equation of state

$$\frac{P'}{P} = \left(\frac{\partial \log P}{\partial \log T} \right) \frac{T'}{T} + \left(\frac{\partial \log P}{\partial \log \rho} \right) \frac{\rho'}{\rho} + \left(\frac{\partial \log P}{\partial \log \mu_a} \right) \frac{\mu'_a}{\mu_a} \quad (18)$$

with

$$\frac{\mu'_a}{\mu_a} = -\frac{d \log \mu_a}{dr} \xi_r$$

where μ_a is the mean atomic weight of the stellar gas.

Finally, we prescribe the usual boundary conditions $\xi_r = F' = 0$ at the stellar centre and require that the Lagrangian perturbations at the stellar surface obey $\delta P = 0$ and $\delta F/F = 4 \delta T/T$ (Stefan's law).

3.3. Stellar input models for the oscillation code

We constructed the unperturbed stellar models for the main-sequence stars with a recent version (Pols et al. 1995) of the stellar evolution code developed by Eggleton (1972). The models represent spherical main-sequence stars with masses 4–8 M_\odot and chemical composition given by various values of the central hydrogen abundance X_c and $Z = 0.02$ or $Z = 0.03$. These models were constructed by using the OPAL opacities (Iglesias & Rogers 1996). Table 1 lists the effective temperatures of the various stellar input models characterized by their mass, core hydrogen mass fraction X_c , and metal content Z , used in our calculations.

4. Solution method

4.1. Determination of the eigenvalue $\lambda_n(x)$

For a given stellar rotation frequency Ω_s , forcing frequency in corotating frame $\bar{\sigma}$, azimuthal index m , and angular order n , the eigenvalues λ_n can be determined by numerically integrating the two first order differential Eqs. (9) and (10). We have used

a shooting-method with fourth-order Runge-Kutta integration with variable stepsize (Press et al. 1992) to obtain numerical solutions. It is convenient to rewrite Eqs. (9), (10) as

$$\frac{d\mathcal{X}_n}{d\mu} = -\frac{m\mu}{1-\mu^2} \mathcal{X}_n - \left(\frac{1-x^2\mu^2}{1-\mu^2} \right) \mathcal{Q}_n, \quad (19)$$

$$\frac{d\mathcal{Q}_n}{d\mu} = -\left(\frac{m^2}{1-\mu^2} - \lambda_n \right) \mathcal{X}_n + \frac{m\mu}{1-\mu^2} \mathcal{Q}_n \quad (20)$$

where the factor $x = 2\Omega_s/\bar{\sigma}$ expresses the importance of stellar rotation.

To enable integration away from $\mu = 1$, it is convenient to write $\mathcal{X}_n(\mu) = (1-\mu^2)^{\frac{m}{2}} Y_n(\mu)$ and expand $Y_n(\mu)$ in a power series which can be substituted in Eqs. (19) and (20) to determine the coefficients. \mathcal{Q}_n can then be expressed in terms of Y_n as

$$\mathcal{Q}_n = \frac{(1-\mu^2)^{\frac{m}{2}}}{1-x^2\mu^2} \left[m\mu(1-x) Y_n - (1-\mu^2) \frac{dY_n}{d\mu} \right].$$

For the even n (including $n = 0$) solutions, the boundary conditions are $\mathcal{X}_n = 0$ at $\mu = 1$ and $\mathcal{Q}_n = 0$ at $\mu = 0$, while the odd solutions are defined by $\mathcal{X}_n = 0$ at $\mu = 0$. We can now integrate Eqs. (19), (20) from $\mu = 1 - \delta$ (with $\delta = 10^{-4}$) to $\mu = 0$ with an estimated value for the eigenvalue λ_n . We iterate by adjusting λ_n until the integrated value for either \mathcal{Q}_n (even solutions) or \mathcal{X}_n (odd solutions) is sufficiently close to zero for $\mu = 0$.

4.2. Eigenvalues λ_{nm} and mode classification (n, m)

Eigenvalues λ_{nm} of Eqs. (9), (10) (or its equivalent) have recently been calculated by Bildsten et al. (1996), Papaloizou & Savonije (1997), Lee & Saio (1997), and Savonije & Witte (2002). It appears that in the traditional approximation the angular eigenvalue λ_{nm} can take both positive and negative values, including 0. Here we will follow Lee & Saio (1997, see their Fig. 1) and allow n to assume positive and negative values (or 0) to discriminate between these cases. The positive values $n = 0, 1, 2, 3, \dots$ correspond to gravity (g)-modes (or p-modes) for which $\lambda > 0$ for any x -value, whereby even values of n (or 0) correspond to modes with even symmetry about the stellar equator and odd values to modes with odd symmetry. For these modes, n gives the number of nodes in $\mathcal{X}_n(\mu)$ over the interval $-1 < \mu < 1$, except when $-1 < x^{-1} < 0$ (where $x^{-1} = \bar{\sigma}/2\Omega_s$), when there appears an extra set of nodes. This is related to the existence of quasi g-modes with $n = -1$, see below.

For $n < 0$ and $x < 0$ the eigenvalues are positive for $|x^{-1}| \rightarrow 0$, and negative for large values of $|x^{-1}|$. In this case the eigenvalue λ_{nm} changes sign for x -value:

$$x_r^{-1} = \frac{-m}{(m+|n|)(m+|n+1|)} \quad (21)$$

where $m > 0$. The oscillation modes corresponding to these roots x_r are the purely toroidal r-modes (Papaloizou & Pringle 1978). The $n < 0$ branches thus have positive, although low, eigenvalues λ_{nm} for $|x^{-1}| < |x_r^{-1}|$ and these correspond to quasi-toroidal q-modes (Savonije & Witte 2002). Figure 1 shows the ($\lambda > 0$) q-mode branches with $n = -1$ and $n = -2$ for $m = 2$, together with the normal g-mode $n = 0$ branch. The special

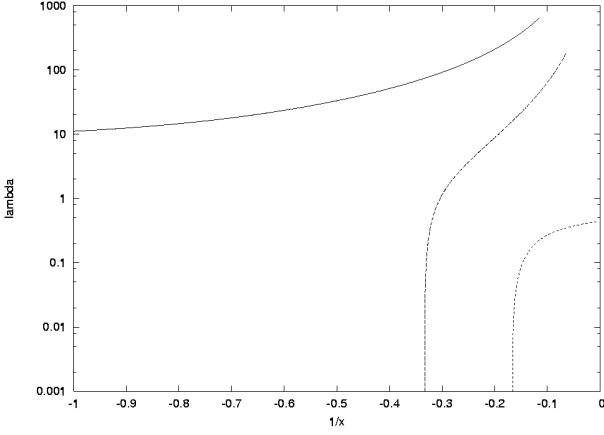


Fig. 1. The eigenvalue λ_n versus $\bar{\sigma}/(2\Omega_s)$ for $m = 2$ modes. *From top to bottom right:* full line: g-modes with $n = 0$; dashed line: q-modes with $n = -1$; dotted line: q-modes with $n = -2$. The $n = -1$ branch of quasi g-modes lies between the normal g-modes and the quasi-toroidal modes (with λ_{-2} remaining small as $|1/x| \rightarrow 0$). The eigenfunction $\mathcal{X}_n(\vartheta)$ corresponding to $n = 0$, and $n = -2$ has no nodes, while that of $n = -1$ has a node at the equator.

case $n = -1$ is interesting as this corresponds to a branch of q-modes where λ does not remain small when $|x^{-1}|$ decreases, see Fig. 1. For $|x^{-1}| < |x_r^{-1}|$ these $n = -1$ modes have values of λ_{nm} that remain an order of magnitude lower than those of the lowest order ($n = 0$) g-modes. This means that for these special “quasi g-modes” the confinement to the equatorial regions of the rotating star at lower frequencies $\bar{\sigma}$ is weak, in sharp contrast to (retrograde) g-modes. We will see that for sufficient rotation speeds, $n = -1$ quasi g-mode oscillations can be destabilized by the opacity bump due to the heavy element ionisation zone, like normal g-modes.

The $n < 0$ modes with $\lambda_{nm} < 0$ (for both positive and negative x -values) correspond to rotationally stabilized g^- -modes or oscillatory convection (and exists only) in the regions where the square of the Brunt-Väisälä frequency $\mathcal{N}^2 = g\mathcal{A}/\Gamma_1 \leq 0$. Note that we use a slightly different definition for \mathcal{A} than usual. In this paper only modes with $\lambda_{nm} > 0$ are explored.

4.3. Solution of radial oscillation equations

For a given stellar rotation speed Ω_s and stellar forcing frequency $\bar{\sigma}$ (in fact for a given $x^{-1} = \bar{\sigma}/2\Omega_s$), we can for each possible combination of (n, m) determine the eigenvalue λ_n and corresponding eigenfunction $\mathcal{X}_n(\vartheta)$ (and auxiliary function \mathcal{Q}_n from which ϵ_n is calculated), substitute λ_n and ϵ_n in the radial oscillation Eqs. (15) and (16) and solve the set of radial Eqs. (14)–(17). The solution of these differential equations is found by transforming them into algebraic equations by means of finite differences on a staggered spatial mesh and applying matrix inversion similar to standard Henyey schemes for stellar evolution (e.g. Savonije & Papaloizou 1983). Hereby the forcing potential $\Phi_T(l, m)$ is chosen to have the correct symmetry; i.e. for given (n, m) , we adopt l accordingly: for g-modes $l = m + n$ and for q-modes $l = m + |-n - 2|$. By scanning through a range of (initially) real forcing frequencies $\bar{\sigma}$ and solving the radial oscillation equations, we find the possible

oscillation modes (with a different number of radial nodes k) when the response becomes resonant for certain values $\bar{\sigma}_k(\Omega_s, n, m)$. At resonance (that is what we are interested in), the stellar response becomes that of the free oscillation mode (k, n, m) and appears virtually independent (apart from a fixed overall scaling factor) of the value adopted for l in the forcing potential, as long as the equatorial symmetry of the forcing is consistent.

4.4. Search for unstable oscillation modes

The resonances with free oscillation modes are found by varying the real valued $\bar{\sigma}$ and maximizing the absolute value of the tidal torque integral (interpreting the forcing potential as that of a spherical harmonic component of an external point mass companion as in Savonije & Witte 2002):

$$\mathcal{T}_{nm}(\bar{\sigma}, \Omega_s) = \pi \zeta_{nm} f \int_0^{R_s} \text{Im}[\rho'_{nm}(r)] r^{l+2} dr \quad (22)$$

where π results after the integration over φ , f is the constant in the tidal potential defined by Eq. (5), Im stands for imaginary part, and

$$\zeta_{nm} = \frac{\left[\int_{-1}^1 P_l^m(\mu) \mathcal{X}_n(\mu) d\mu \right]^2}{\int_{-1}^1 \mathcal{X}_n^2(\mu) d\mu}.$$

(The tidal torque follows by multiplying \mathcal{T}_{nm} with m .) This procedure in fact shows immediately whether the resonance corresponds to a stable oscillation mode (if \mathcal{T}_{nm} has same sign as $\bar{\sigma}$) or to an unstable one, when \mathcal{T}_{nm} has opposite sign. This can be understood physically by considering a stable oscillation mode: when the forced oscillation is prograde ($\bar{\sigma} > 0$) the torque should lead to spin-up of the star and must be positive. For an unstable mode the phase-difference between forcing and star has the opposite sign. For a check of the stability properties of a mode and to estimate its growth or damping rate, we forced the star with a complex frequency σ and searched with a numerical algorithm, in an interval symmetric about 0, for that value of the imaginary part $\text{Im}(\sigma)$ for which the integral over the star $\mathcal{J} = \int_0^R \xi_r(r) \xi_r^*(r) dr$ becomes maximized. The resonant forcing of stable oscillation modes becomes enhanced when the radiative damping is neutralized, so that \mathcal{J} becomes maximal for a positive value of $\text{Im}(\sigma)$ (identified as the “damping rate”), analogous with the standard theory for a 1D forced linear harmonic oscillator with damping. For an unstable mode with “negative damping”, the enhanced resonant response is found for $\text{Im}(\sigma) < 0$, the absolute value of which is identified as the “growth rate”. Except for modes near the boundaries of the instability bands, the integral \mathcal{J} becomes many orders of magnitude larger by the search in the complex frequency plane.

Note that in this paper we consider σ to be the *real part* of the forcing frequency unless its complex character is made explicit, like in $\text{Im}(\sigma)$, while $\bar{\sigma}$ always refers to the real (part of the) oscillation frequency (in the corotating frame). Also note that from now on we normalize all frequencies on the star’s critical rotation frequency $\Omega_c = (GM_s/R_s^3)^{1/2}$ when this is not indicated.

4.5. κ -mechanism

The instabilities found in this paper are (checked to be) caused by the well known κ valve-mechanism by which a fraction of the outflowing stellar thermal energy-flux is tapped by an increase in the radiative opacity during the compression phase of the oscillations and heat is released during the expansion phase. According to a semi-adiabatic analysis assuming constant radiative luminosity, the opacity κ has the correct absorbing behaviour in regions of the star where (e.g. Unno et al. 1989):

$$\frac{d}{dr} \left(\kappa_T + \frac{\kappa_\rho}{\Gamma_3 - 1} \right) > 0. \quad (23)$$

Regions where inequality (23) is fulfilled tend to drive the oscillation. For adequate driving the oscillation period should be comparable to the thermal timescale in the driving zone. Let us define a local ‘‘adiabatic frequency’’ $\nu_{\text{ad}} = 2\pi/\tau_{\text{leak}}$ and use the leaking time $\tau_{\text{leak}} \simeq (R_s - r)^2 \rho\kappa/c$ as a crude estimate for the thermal timescale τ_{th} at radius r based on random walk of photons towards the stellar surface. When the surface is approached, the leaking time becomes ever shorter and ν_{ad} rises steeply, see e.g. Fig. 4. This figure shows the various frequencies as a function of the run of temperature in a $4 M_\odot$ main-sequence star with $Z = 0.02$.

In the surface regions where the oscillation frequency becomes much smaller than the so-defined adiabatic frequency ν_{ad} , the oscillations evidently are very non-adiabatic and no driving occurs when (23) attains positive values in these regions. For instability (of a mode k) it is required that in Fig. 4 the horizontal line corresponding to the oscillation frequency $\bar{\sigma}_k$ cuts the beginning of the steep rise of the curve corresponding to ν_{ad} well into the driving region near $T \simeq 2 \times 10^5$ K where (23) attains a significant positive value.

4.6. Comparison with other stability analyses

We applied our calculation method to a non-rotating star, then compared the results with those given in Gautschy and Saio (1996), and found an instability region for a $5 M_\odot$ MS star very similar to the one shown in their Fig. 2. We also compared our results for *rotating* stars with those of Lee (2001), who used a truncated series expansion in spherical harmonics to describe the non-adiabatic non-radial oscillations in a rotating star. Lee applied this scheme to a $4 M_\odot$ ZAMS star with $X_c = 0.7$ and $Z = 0.02$. We compare the results for rotation speeds $\Omega_s = 0.1$ in Table 2 and $\Omega_s = 0.3$ in Table 3. Our $4 M_\odot$ ZAMS stellar input model has $^{10} \log(L/L_\odot) = 2.366$ and $^{10} \log T_{\text{eff}} = 4.170$ and thus is slightly hotter than Lee’s input model ($^{10} \log T_{\text{eff}} = 4.164$). The results presented in Tables 2 and 3 show that the two methods yield very similar instability intervals for a $4 M_\odot$ ZAMS star. Only for the highest rotation rate do we find slightly narrower instability domains for prograde g-modes, on one hand, and slightly more extended (to lower frequencies) intervals for retrograde g-modes, on the other. This may be partly due to the slightly different input model.

It makes practically no difference to these results whether we adopt $\epsilon_n = 0$ or $\epsilon_n \neq 0$. In the former case the instability

Table 2. Comparison with Lee’s (2001) result for the radial orders ($k_{\text{min}}, k_{\text{max}}$) of unstable g-modes for a $4 M_\odot$ ZAMS star ($Z = 0.02$), rotating at angular velocity $\Omega_s = 0.1$. The upper pair ($k_{\text{min}}, k_{\text{max}}$) corresponds to the results obtained here, and the lower pair are those derived by Lee. For easy comparison we give the (l, m) values with $l = n + |m|$.

Degree	$m = -1$	$m = -2$	$m = -3$	$m = 1$	$m = 2$	$m = 3$
$l = 1$	(10, 14) (9, 15)	(9, 23) (9, 23)
$l = 2$	(9, 19) (6, 20)	(9, 19) (8, 20)	(9, 23) (9, 22)	(9, 22) (9, 22)
$l = 3$	(10, 24) (9, 24)	(10, 23) (9, 23)	(10, 23) (9, 23)	(10, 24) (9, 24)	(10, 24) (9, 24)	(10, 24) (9, 24)

Table 3. Comparison with Lee’s (2001) result for the radial orders of unstable g-modes for a $4 M_\odot$ ZAMS star ($Z = 0.02$), rotating at angular velocity $\Omega_s = 0.3$.

Degree	$m = -1$	$m = -2$	$m = -3$	$m = 1$	$m = 2$	$m = 3$
$l = 1$	(10, 13) (4, 15)	(9, 26) (11, 24)
$l = 2$	(9, 22) (7, 23)	(9, 19) (6, 20)	(9, 26) (7, 22)	(9, 26) (8, 22)
$l = 3$	(10, 26) (7, 21)	(10, 25) (9, 24)	(10, 22) (8, 23)	(10, 27) (8, 20)	(10, 27) (9, 20)	(10, 26) (10, 24)

interval is, for the case $\Omega_s = 0.3$, sometimes extended whereby k_{min} decreases by one. The great benefit of the present calculation method is that there is no truncation problem in the solution of the angular eigenfunctions (although by neglecting the horizontal component of Ω_s which, however, seems reasonable for the considered modes). Also, the horizontal part of the energy flux perturbation can only be treated approximately, see Eq. (13). But, since the approach in this paper greatly simplifies the analysis of the stability of oscillation modes in rotating stars and seems to provide a qualitatively correct picture of the linear stability properties of these modes without excessive computer use, it seems a good initial approach. Townsend (2005) uses a similar approach (but neglected the horizontal diffusion altogether by adopting $\epsilon_n = 0$) to study the stability of g-modes in rotating SPB-stars in more detail than is done here where we focus on q-modes. Where the results overlap, they seem qualitatively consistent with each other, although Townsend finds unstable $n = 0$ g-modes even in ZAMS stars that are somewhat less massive than $3 M_\odot$, while the $n = 0$ g-modes all appear stable in our $3 M_\odot$ models, see below. This seems related to the higher effective temperatures of the lower mass stellar models used by Townsend, as compared to ours.

5. Results

5.1. Unstable $n = -1$ q-modes in a $3 M_\odot$ MS star ($Z = 0.02$)

Before exploring the stability of more massive MS stars, let us search for the lower mass limit for which overstable q-modes can exist. We studied the stability of two MS models with masses $3 M_\odot$ and $2 M_\odot$. For the $2 M_\odot$ MS star no q-mode

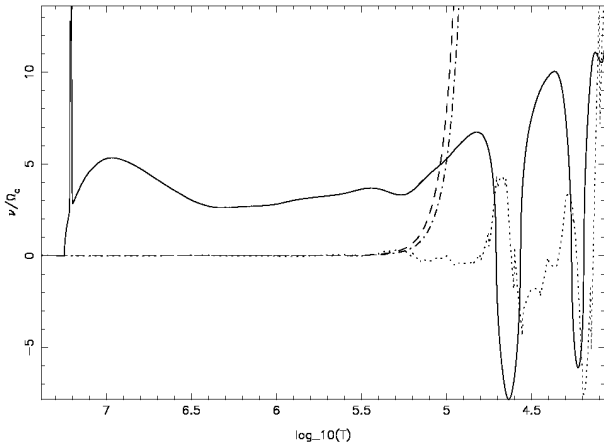


Fig. 2. MS star of $3 M_{\odot}$ with $X_c = 0.6$ and $Z = 0.02$. *Full line:* the Brunt-Väisälä frequency $\nu_{\text{BV}} = \text{sign}(\mathcal{N}^2) \sqrt{|\mathcal{N}^2|}$; *dashed line:* the “adiabatic frequency” $\nu_{\text{ad}} = 2\pi/\tau_{\text{leak}}$, see text; *dot-dashed line:* again ν_{ad} , but now for $X_c = 0.4$; *dotted line:* the value of the radial derivative in expression (23) in arbitrary units, all versus temperature.

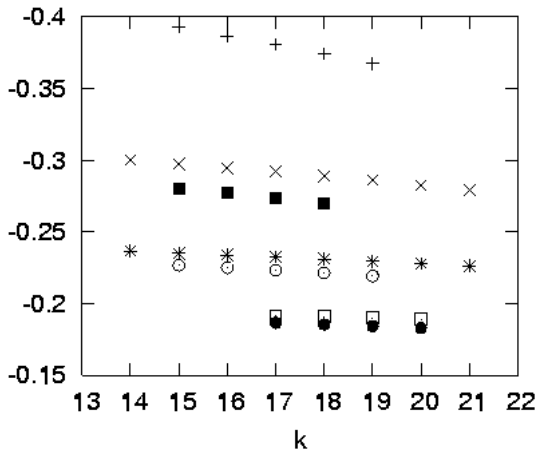


Fig. 3. Unstable $n = -1$ q-modes: $\bar{\sigma}_k/(2\Omega_s)$ versus the number of radial nodes k . $\Omega_s = 0.3$: *plusses:* $m = 1$, *crosses:* $m = 2$, *asterisks:* $m = 3$ and *dotted squares:* $m = 4$. Then for $\Omega_s = 0.4$: *filled squares:* $m = 2$; *dotted circles:* $m = 3$ and *filled circles:* $m = 4$. Note that for given Ω_s the $n = -1$ q-mode frequencies $|\bar{\sigma}_k|$ decrease with increasing m . Model: $3 M_{\odot}$, $X_c = 0.6$, $Z = 0.02$.

instabilities (or any unstable $n = 0$ g-modes) could be found, so that the lower boundary of the q-mode instability region lies between $2 M_{\odot}$ and $3 M_{\odot}$, coinciding by the way with the lower boundary for SPB stars. It can be seen in Fig. 2 that for these lower stellar masses the Z-bump in the opacity near $^{10} \log T \approx 5.3$ is rather modest; and because it lies quite deep inside the star, where the local thermal timescale τ_{th} is relatively long, only very low frequency oscillation modes can be sufficiently non-adiabatic in this driving zone to give rise to overstability. It appears that the very low frequency quasi g-modes (or $n = -1$ “q-modes”) can indeed be excited in the $3 M_{\odot}$ star, see Table 4 for a list of unstable modes. No unstable g-modes could be detected in a $3 M_{\odot}$ MS star: the required low frequencies can only be reached for high radial order modes, for which internal damping connected with short wavelengths seems too strong.

Figure 3 shows the (reciprocal) rotation parameters $\bar{\sigma}_k/(2\Omega_s)$, where $\bar{\sigma}_k$ is the oscillation frequency in the corotating frame, of unstable $n = -1$ q-modes for several rotation rates Ω_s of a slightly evolved $3 M_{\odot}$ model. The (absolute values) of the frequencies in the corotating frame $|\bar{\sigma}_k|$ are for $m > 1$ significantly lower than those of unstable normal g-modes.

For given Ω_s the mode frequencies $|\bar{\sigma}_k|$ are seen to decrease with increasing m -value, while for given m the frequencies $|\bar{\sigma}_k|$ increase with rotation speed Ω_s . That $|\bar{\sigma}_k|$ decreases with m follows from Eq. (21), which tells us that the roots $|x_r^{-1}|$ from where $\lambda_{nm} > 0$ for $n = -1$ modes shift towards 0 (respectively $x_r^{-1} = -1/2, -1/3$ and $-1/4$ for $m = 1, 2$ and 3), so that the lowest radial order mode frequency for a given m is larger than that for $m + 1$, and consequently $|\bar{\sigma}_k(m)| > |\bar{\sigma}_k(m + 1)|$ for not too large k .

For $m > 1$ the mode frequencies of adjacent radial orders k are very densely packed, so that the oscillation periods P_k of all q-modes in an instability interval ($k_{\text{min}}, k_{\text{max}}$) can only be distinguished if the observations have good time coverage, see Table 4. This property of q-modes tends to give a much simpler observable oscillation spectrum in rotating stars than g-modes. Note also that, although in the corotating frame the q-modes are retrograde modes, in the observer’s frame the periods are always positive, that is for an observer the q-modes are invariably *prograde*, in contrast to g-modes.

The location and extent of the instability bands are very sensitive to the thermal timescale τ_{th} in the opacity Z-bump region. In the more evolved MS models, with cooler surface layers, the driving region lies deeper inside the star, so that τ_{th} is longer and the steep rise of the “adiabatic frequency” curve takes place at lower T , see dot-dashed curve in Fig. 2. Instabilities in the less evolved $X_c = 0.6$ model, with shorter τ_{th} in the driving region, require somewhat higher oscillation frequencies for instability and can thus occur at higher rotation rates ($\Omega_s = 0.4$) than in the more evolved $X_c = 0.4$ model in which the q-modes are stable for $\Omega_s = 0.4$, see Table 4. In an evolved $X_c = 0.4$ model with $\Omega_s = 0.3$, instabilities can only be found for $m \geq 3$ (i.e. for the lowest mode frequencies). We also see in Table 4 that the modes with higher m -values (i.e. with lower frequencies $|\bar{\sigma}_k|$) become stable when Ω_s decreases as the oscillations then become too slow and hence too non-adiabatic.

5.2. Unstable modes in a $4 M_{\odot}$ evolved MS-star

5.2.1. Unstable retrograde $n = 0$ g-modes

Let us now turn to $4 M_{\odot}$ MS star models of decreasing central hydrogen abundance X_c . For a slightly evolved ($X_c = 0.60$) $4 M_{\odot}$ MS model, the Brunt-Väisälä frequency, the adiabatic frequency, and the driving/damping zones, all as a function of the temperature through the star, are shown in Fig. 4. The opacity Z-bump near $^{10} \log T \approx 5.3$ coincides with the region where non-adiabaticity of low-frequency, $|\bar{\sigma}/(2\Omega_s)| < 1$, oscillations becomes noticeable. A little further out the driving is, according to inequality (23), replaced by damping, but the extra thermal energy exchange for relevant frequencies is small because of the existing strong non-adiabaticity. By comparing

Table 4. Unstable $n = -1$ q-modes for a $3 M_{\odot}$ star with $Z = 0.02$ at two evolution stages indicated by the core hydrogen mass fraction (between curly brackets). The unstable radial orders (k_{\min}, k_{\max}) for different rotation rates Ω_s (in units of Ω_c) and m -values are listed between round brackets. The numbers between square brackets list the oscillation periods (days) corresponding to k_{\min} and k_{\max} in the observer’s frame. Positive periods correspond to prograde (in observer’s frame) modes, negative periods to retrograde modes. Empty slots mean that no unstable modes could be detected. P_s is the stellar rotation period.

Ω_s	P_s (d)	$m = 1$	$m = 2$	$m = 3$	$m = 4$
0.4	0.57 {0.6}		(15, 18) [.396, .390]	(15, 19) [.224, .223]	(17, 20) [.157, .157]
0.3	0.76 {0.6}	(15, 19) [3.6, 2.9]	(14, 21) [.54, .53]	(14, 21) [.301, .298]	(17, 20) [.210, .210]
0.2	1.14 {0.6}	(13, 22) [11., 6.]	(14, 22) [0.83, 0.81]	(15, 20) [.453, .452]	
0.1	2.28 {0.6}	(13, 21) [79., 36.]			
0.3	1.11 {0.4}			(25, 27) [0.438., 0.437]	(25, 26) [.307, .307]
0.2	1.66 {0.4}	(21,27) [15.9, 10.9]	(21,31) [1.22, 1.20]	(21, 30) [.662, .660]	
0.1	3.33 {0.4}	(20, 32) [121., 53.]	(22, 29) [2.48, 2.47]		

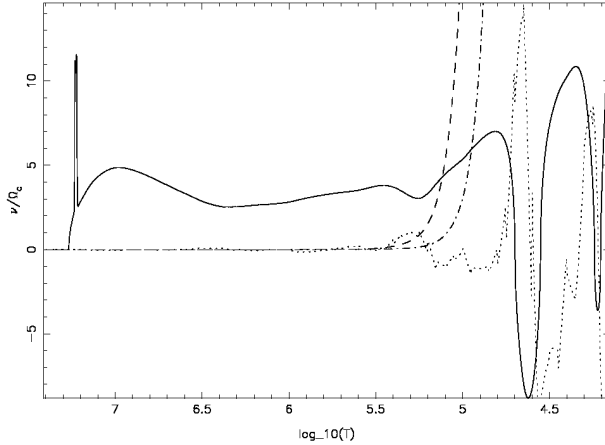


Fig. 4. MS star of $4 M_{\odot}$ with $X_c = 0.6$ and $Z = 0.02$. Full line: the Brunt-Väisälä frequency $\nu_{BV} = \text{sign}(N^2) \sqrt{|N^2|}$; dashed line: the “adiabatic frequency” $\nu_{ad} = 2\pi/\tau_{\text{leak}}$; dot-dashed line: again ν_{ad} , but now for $X_c = 0.2$; dotted line: the value of the radial derivative in expression (23) in arbitrary units, all versus temperature.

the dashed and dot-dashed curves, it is seen that the thermal timescale τ_{th} in the driving zone increases significantly when the star evolves further from the ZAMS and its surface layers become cooler. We determined the unstable $n = 0$ g-modes with $m = 1$ to $m = 4$ in a $4 M_{\odot}$ main-sequence star rotating at various angular speeds, for two evolution phases: $X_c = 0.6$ and $X_c = 0.2$, see Table 5. Note that the (retrograde) g-mode frequency $|\bar{\sigma}_k|$ increases with Ω_s , as the increasing Coriolis force renders the star “stiffer” against oscillatory motions. In Fig. 5 it can be seen that, for a given rotation rate Ω_s , the $n = 0$ g-mode frequencies $|\bar{\sigma}_k|$ increase with increasing m -values, contrary to the behaviour of $n = -1$ q-modes in Fig. 3. This is the usual g-mode behaviour; remember that $n = 0$ means $m = l$ in the

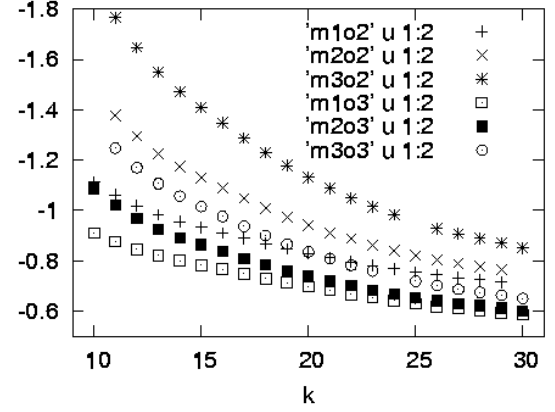


Fig. 5. Unstable $n = 0$ retrograde g-modes: $\bar{\sigma}_k/(2\Omega_s)$ versus radial node number k . For meaning of symbols see legend above, whereby “m1o2” denotes case with $m = 1$ and $\Omega_s = 0.2$, etc. For given Ω_s the absolute values of the mode frequencies $|\bar{\sigma}_k|$ increase for increasing $m(=l)$. Model: $4 M_{\odot}$ with $X_c = 0.6$ and $Z = 0.02$.

Table 5. Unstable $n = 0$ retrograde g-modes for a $4 M_{\odot}$ star with $Z = 0.02$. See Table 4 for explanation.

Ω_s	P_s (d)	$m = 1$	$m = 2$	$m = 3$	$m = 4$
0.4	0.63 {0.6}	(10, 31) [-1., -158.]	(10, 31) [3.1, .64]	(11, 31) [.62, .33]	(12, 30) [.35, .22]
0.3	0.84 {0.6}	(10, 30) [-1., -5.]	(10, 30) [-4.9, 1.1]	(11, 30) [1.7, .50]	(12, 30) [.70, .33]
0.2	1.27 {0.6}	(10, 29) [-1., -2.9]	(11, 29) [-1.7, 27.]	(11, 30) [-2.4, .97]	(12, 30) [-29., .62]
0.1	2.53 {0.6}	(10, 24) [-.99, -2.3]	(10, 27) [-.74, -5.1]	(11, 29) [-.68, -202.]	(12, 30) [-.60, 6.1]
0.4	1.45 {0.2}	(37, 44) [-3.3, -4.3]			
0.3	1.93 {0.2}	(36, 53) [-3., -4.9]	(37, 48) [11.5, 4.5]		
0.1	5.79 {0.2}	(30, 67) [-2.4, -5.6]	(35, 65) [-2.3, -8.8]	(42, 49) [-2.8, -4.1]	

non-rotating star terminology. The results in Table 5 show that in the little evolved MS model all combinations of Ω_s and m yield unstable g-mode intervals. However, for the evolved model with $X_c = 0.2$, the opacity bump region has moved into the star with a corresponding longer local value for τ_{th} . As a result the parameter combinations that correspond with higher mode frequencies, i.e. the larger m -values and higher rotation rates, no longer yield unstable g-modes because the oscillations have become too adiabatic for destabilization by the κ -mechanism. For $\Omega_s = 0.5$, all considered g-modes appear stable.

5.2.2. Unstable $n = -1$ q-modes in a $4 M_{\odot}$ MS-star

Let us now consider the behaviour of the $n = -1$ q-modes in a $4 M_{\odot}$ main-sequence star. In Table 6 we list the $n = -1$ unstable q-modes with $m = 1$ to 4 for an $4 M_{\odot}$ star at various evolutionary stages. In order to understand the shifting boundaries of the instability regions with m and Ω_s , one should again realize that for a given rotation speed Ω_s the absolute value of the oscillation frequency $|\bar{\sigma}_k|$ for $n = 0$ (i.e. $l = m$)

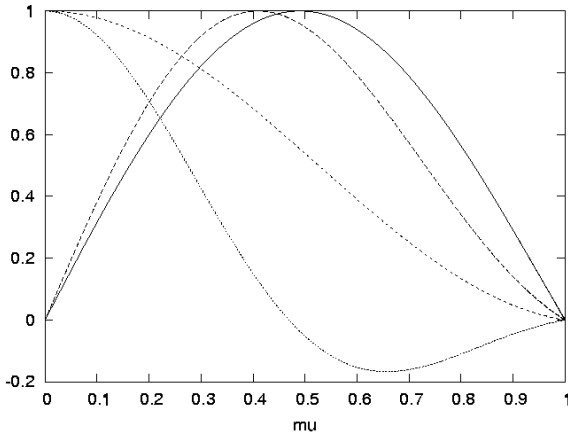


Fig. 6. The angular eigenfunction $X_n(\vartheta)$ versus $\mu = \cos \vartheta$ for four different $m = 2$ modes, with respectively $n = -1$ and $n = 0$, which bracket two instability domains for $\Omega_s = 0.3$, see Tables 5 and 6. From top to bottom: full line: q_{12} ; long dashes: q_{21} ; short dashes: g_{10} and dotted line: g_{30} (the latter shows the extra node and rotational confinement) all as listed in Tables 5 and 6. The normalisation of the y -axis is arbitrary. Model: $4 M_\odot$, $X_c = 0.6$, $Z = 0.02$.

g-modes increases with m , see Fig. 5, while Fig. 7 shows that for $n = -1$ q-modes the reverse is true. We have extended the calculations to a rather high angular rotation speed of $\Omega_s = 0.5$ for which the neglect of centrifugal distortion is questionable, just to see the effect of stronger Coriolis forces on the oscillation. The q-modes, in spite of their weak compressions also unstable due to the κ -mechanism, extend the instability region down to lower frequencies in comparison to the normal g-modes listed in Table 5. Figure 6 shows for $\Omega_s = 0.3$ and $m = 2$ the angular eigenfunctions $X_n(\mu)$ for the first and last unstable ($n = 0$) g- and ($n = -1$) q-mode of an instability band, as listed in Tables 5 and 6. The two unstable g-modes, bracketing their instability band, have (reciprocal) rotation parameters $1/x \simeq -1.09$ and -0.60 and thus are near the boundary, respectively well inside, the inertial range. For the latter low frequency g_{30} -mode rotational effects are significant, and its angular eigenfunction $X_n(\mu)$ exhibits the typical equatorial confinement of these modes: the eigenfunction has significant amplitude only for $|\mu| < 1/x$. The two q-modes, by definition both inside the inertial regime, have (reciprocal) rotation parameters $1/x \simeq -0.302$ and -0.271 , respectively (these q-modes are odd and vanish at the equator). The q-modes have small λ -values and do not show the significant confinement to the equatorial region of retrograde g-modes of similar x -values.

Sometimes not all radial orders in an instability band are unstable according to our criteria (see Fig. 7); for that we require the mode amplitude to increase when the search for the resonant forcing frequency is made in the complex frequency plane. In some cases the resonances remain too weak.

Figure 8 shows the imaginary parts of the complex forcing frequency σ for which the resonant response in a $4 M_\odot$ model is maximized for both the unstable $n = -1$ q-modes and $n = 0$ g-modes with m -values in the range 1–3. For the quasi g-modes the highest growth rates are attained by the $m = 1$ modes, which have the largest λ -values and highest oscillation frequencies $\bar{\sigma}$

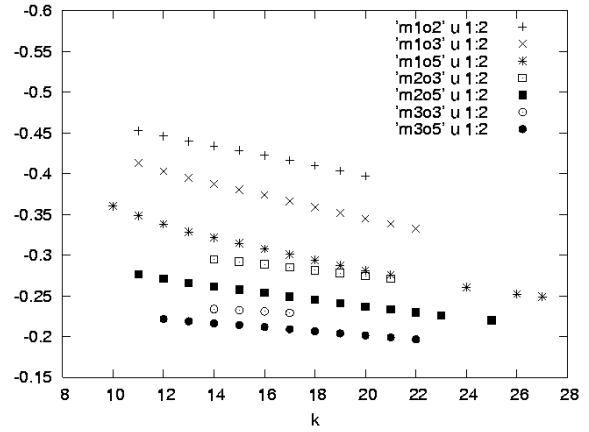


Fig. 7. Unstable $n = -1$ q-modes: $\bar{\sigma}_k/(2\Omega_s)$ versus radial node number k . For meaning of symbols see legend above, whereby “m1o2” denotes case with $m = 1$ and $\Omega_s = 0.2$, etc. Contrary to the g-modes in Fig. 5 the absolute values of the mode frequencies $|\bar{\sigma}_k|$ decrease for increasing m for a given Ω_s , see text. Model: $4 M_\odot$ with $X_c = 0.6$ and $Z = 0.02$.

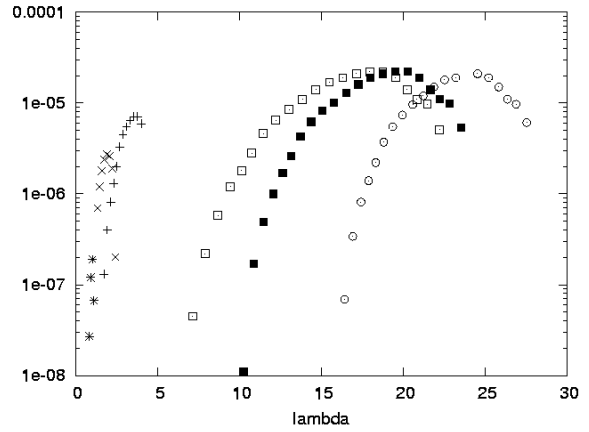


Fig. 8. Growth rates $-\text{Im}(\sigma)$ versus λ for unstable $n = -1$ q-modes and $n = 0$ g-modes. Symbols: q-modes with $m = 1, 2$ and 3 : $+$, \times and $*$; g-modes with $m = 1, 2$ and 3 : dotted squares, filled squares and dotted circles. Model: $4 M_\odot$ with $X_c = 0.6$ and $Z = 0.02$ for $\Omega_s = 0.3$.

(see Fig. 7) and are thus closest in character to the g-modes. But in this barely evolved stellar model ($X_c = 0.6$) the driving layer is relatively close to the stellar surface and the (low-frequency) modes have rather small growth rates.

For the lowest rotation speed $\Omega_s = 0.1$ the $m = 2$ and $m = 3$ q-modes in the more evolved ($X_c = 0.4$) stellar model have oscillation frequencies that are apparently too small for the κ instability to be effective: the slow oscillations are too non-adiabatic in the κ -bump region. Note again that for $m \geq 2$, the subsequent radial orders of the $n = -1$ q-modes in an instability interval are densely spaced in period. For normal g-modes similar close spacing of radial orders k generally occurs for much larger values of k .

5.3. Unstable $n = -2$ q-modes in 3–4 M_\odot MS stars

It appears that in the evolved 3–4 M_\odot MS models even higher angular order ($n = -2$) quasi-toroidal modes are excited by

Table 6. Unstable $n = -1$ q-modes for a $4 M_{\odot}$ star with metal content $Z = 0.02$, see Table 4 for explanation.

Ω_s	P_s (d)	$m = 1$	$m = 2$	$m = 3$	$m = 4$
0.5	0.51 {0.6}	(10, 27) [1.8, 1.0]	(11, 25) [0.35, 0.32]	(12, 22) [.198, .194]	(13, 21) [.139, .138]
0.3	0.84 {0.6}	(11, 22) [4.9, 2.5]	(14, 21) [0.60, 0.58]	(14, 17) [.333, .332]	
0.2	1.27 {0.6}	(11, 20) [13.4, 6.1]			
0.1	2.53 {0.6}				
0.5	0.74 {0.4}	(16, 43) [2.6, 1.5]	(16, 41) [0.52, 0.47]	(17, 39) [.291, .283]	(19, 36) [.204, .202]
0.3	1.23 {0.4}	(15, 39) [8.6, 3.4]	(16, 35) [0.90, 0.84]	(18, 25) [.489, .486]	(21, 25) [.3416, .3412]
0.1	3.70 {0.4}	(19, 23) [118, 84]			
0.5	1.16 {0.2}	(28, 65) [4.1, 2.4]	(28, 66) [0.81, 0.74]	(30, 65) [0.45, 0.44]	(31, 62) [.319, .316]
0.3	1.93 {0.2}	27, 66 [13.1, 5.3]	(28, 63) [1.4, 1.3]	(30, 58) [0.77, 0.75]	(32, 53) [.534, .532]
0.1	5.79 {0.2}	(28, 50) [253, 88]			

Table 7. Unstable $n = -2$ q-modes for a $3 M_{\odot}$ MS star with $Z = 0.02$, see Table 4 for explanation. For Ω_s lower than listed, no unstable modes could be found.

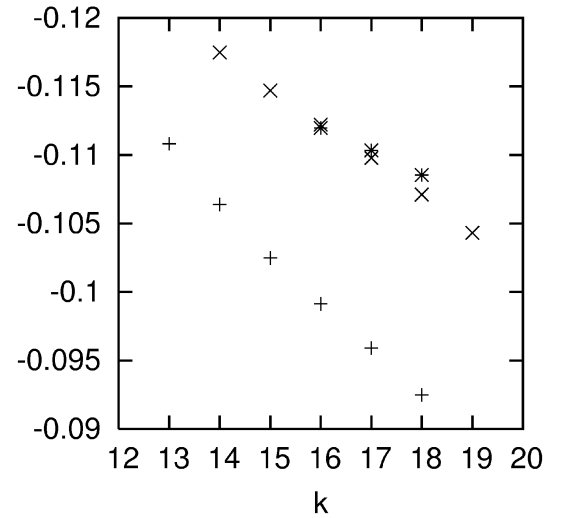
Ω_s	P_s (d)	$m = 1$	$m = 2$	$m = 3$	$m = 4$
0.4	0.57 {0.6}		(13, 18) [0.32, 0.31]	(14, 19) [.206, .204]	(16, 18) [.1509, .1507]
0.3	0.76 {0.6}		(14, 17) [.434, .429]	(16, 17) [.2764, .2760]	
0.4	0.83 {0.4}	(19, 25) [0.98, 0.95]	(19, 30) [0.47, 0.46]	(21, 31) [.301, .297]	(22, 29) [.221, .220]
0.3	1.11 {0.4}	(20, 23) [1.36, 1.32]	(20, 29) [0.64, 0.62]	(21, 28) [.405, .402]	(24, 27) [.295, .295]
0.2	1.66 {0.4}	(21, 22) [2.17, 2.16]	(20, 26) [.975, 0.964]		

the κ -mechanism. These modes have small eigenvalues λ_{-2} and very low oscillation frequencies, see Tables 7–8 and Fig. 9. In the less evolved stellar models with $X_c \geq 0.4$, the $n = -2$ q-modes appear all stable. The angular eigenfunction $\mathcal{X}_n(\vartheta)$ for three (unstable) $n = -2$ q₁₇-modes with $m = 2, 3$, and 4, all with (reciprocal) rotation parameters $|1/x| < 0.115$ (see Fig. 9), are depicted in Fig. 11. The eigenfunction $\mathcal{X}_n(\vartheta)$ determines the latitudinal distribution of temperature, density, and radial velocity over the stellar surface. The shape varies little as a function of m . Figures 2 and 4 show that in the evolved stars the “adiabatic frequency” rises steeply only near the outer edge of the opacity bump region. Low frequency q-mode oscillations apparently can still absorb sufficient heat during compression in the opacity bump zone, at least for rotation speeds $\Omega_s \geq 0.3$. When the opacity derivatives κ_T and κ_ρ are put to zero the instabilities disappear.

For the higher stellar masses on the main sequence, the opacity bump is closer to the surface and the non-adiabaticity

Table 8. Unstable $n = -2$ q-modes for a $4 M_{\odot}$ star with $X_c = 0.2$ and metal content $Z = 0.02$, see Table 4 for explanation. The oscillation periods in the corotating frame (between square brackets) are on the order of the rotation period over m due to the small values of $|\bar{\sigma}_k|$.

Ω_s	P_s (d)	$m = 1$	$m = 2$	$m = 3$	$m = 4$
0.5	1.16 {0.2}		(28, 43) [0.65, 0.63]	(29, 47) [0.418, 0.410]	(32, 47) [.306, .304]
0.4	1.45 {0.2}		(29, 40) [0.82, 0.80]	(30, 44) [0.525, 0.519]	(34, 43) [.384, .382]
0.3	1.93 {0.2}		(32, 37) [1.106, 1.096]	37 [0.70]	

**Fig. 9.** Unstable $n = -2$ q-modes: $\bar{\sigma}_k/(2\Omega_s)$ versus radial order k , for rotation rate $\Omega_s = 0.4$: asterisks: $m = 4$, crosses: $m = 3$, pluses: $m = 2$. Model: $3 M_{\odot}$ with $X_c = 0.6$ and $Z = 0.02$.

too strong for destabilization of the very low frequency $n = -2$ q-modes.

Figure 9 shows that the absolute values of the $n = -2$ mode frequencies $|\bar{\sigma}_k|$ behave differently as a function of azimuthal index m than the $n = -1$ modes shown in Fig. 7; here the absolute value of the frequencies of e.g. $m = 3$ modes are higher than those of $m = 2$. This can again be explained (Sect. 5.1) by considering Eq. (21). For $n = -2$ the roots x_r^{-1} (where λ becomes positive) have values $-1/6, -3/20$ and $-1/10$ for $m = 2, 3$, and 4, respectively, i.e. lie more closely together than the roots for the $n = -1$ q-modes, so that for relatively small k -values we get the behaviour stated above.

Figure 10 shows the imaginary parts of the complex forcing frequency σ for which the resonant response is maximized for the unstable $n = -2$ q-modes with m -values in the range 2–4. The real parts of the oscillation frequencies are shown in Fig. 9. The very low frequency $n = -2$ q-modes have significantly smaller growth rates than the $n = -1$ q-modes. Here, the $m = 3$ modes have the highest frequencies and attain the highest growth rates.

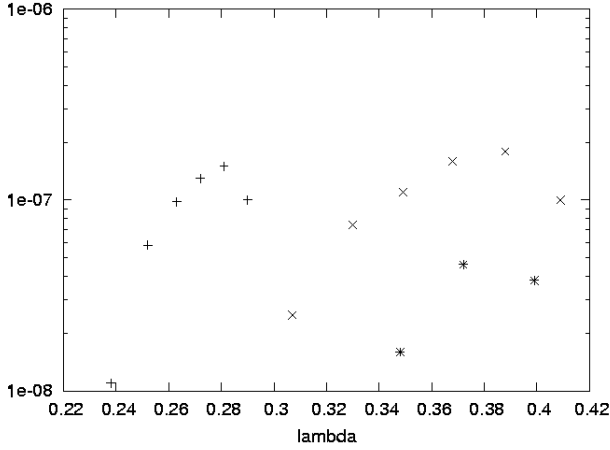


Fig. 10. Growth rates $-\text{Im}(\sigma)$ versus λ for the unstable $n = -2$ q-modes shown in Fig. 9. Symbols: $m = 2, 3,$ and 4 are represented by $+, \times,$ and $*$, respectively. Model: $3 M_{\odot}$ with $X_c = 0.6$ and $Z = 0.02$.

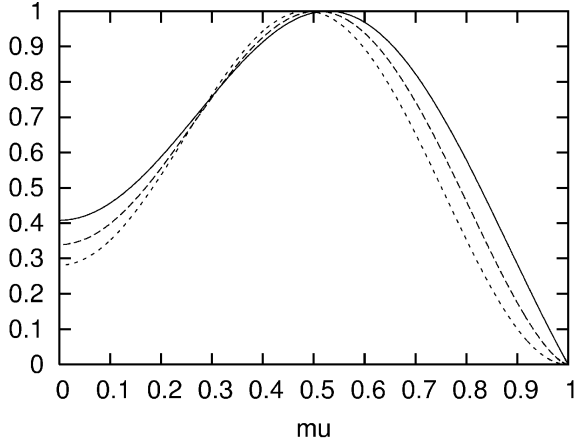


Fig. 11. The angular eigenfunction $X_n(\theta)$ versus μ for the unstable $k = 17$ $n = -2$ modes at rotation rate $\Omega_s = 0.4$. Solid line: $m = 2$; dashed line: $m = 3$; and dotted line: $m = 4$. Model: $3 M_{\odot}$, $X_c = 0.6$, $Z = 0.02$.

5.4. Unstable modes in a $6 M_{\odot}$ MS star

5.4.1. Unstable $n = 0$ retrograde g-modes for $Z = 0.02$

Figure 12 shows the unstable $n = 0$ g-modes in the slightly evolved ($X_c = 0.6$) $6 M_{\odot}$ model for rotation speeds $\Omega_s = 0.1$ and 0.3 . By comparing with Fig. 5, which depicts the same for a $4 M_{\odot}$ stellar model, it appears that in this more massive star the instability intervals are less extended and terminate at smaller k -values. This is due to the shorter thermal timescale in the driving zone of the more massive star causing the lower oscillation frequencies to be stable.

Table 9 lists the g-mode instability intervals for various rotation rates and evolution stages of the $6 M_{\odot}$ MS star. The table shows that we expect to observe many unstable g-modes with a retrograde character in the observer's frame (negative periods). By writing $\sigma = \bar{\sigma} + m\Omega_s$, we can understand that for the larger m -values and/or higher stellar rotation rates, the modes become prograde in the observer's frame, as can be seen in Table 9. The

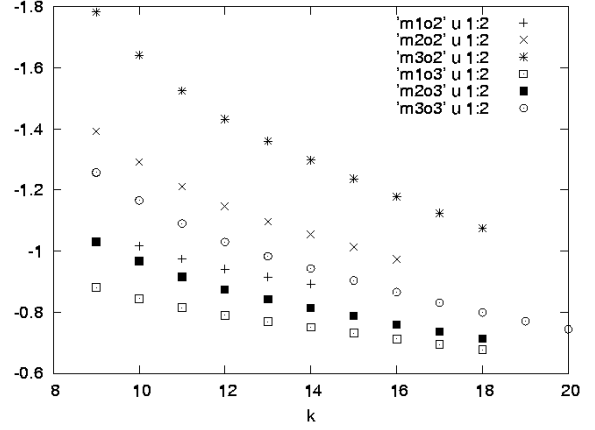


Fig. 12. Unstable $n = 0$ retrograde g-modes: $\bar{\sigma}_k/(2\Omega_s)$ versus radial node number k . For meaning of symbols, see legend in the figure, whereby “m1o2” denotes the case with $m = 1$ and $\Omega_s = 0.2$, etc. For given Ω_s the absolute values of the mode frequencies $|\bar{\sigma}_k|$ increase for increasing m . Model: $6 M_{\odot}$ with $X_c = 0.6$ and $Z = 0.02$.

Table 9. Unstable $n = 0$ g-modes for a $6 M_{\odot}$ MS star with $Z = 0.02$, see Table 4 for explanation.

Ω_s	P_s (d)	$m = 1$	$m = 2$	$m = 3$
0.3	0.98	(9, 18)	(9, 18)	(9, 20)
	{0.6}	[-1.3, -2.8]	[-16., 1.7]	[2., 65]
0.2	1.47	(10, 14)	(9, 16)	(9, 18)
	{0.6}	[-1.4, -1.9]	[-1.9, 28.]	[-2.6, 1.7]
0.1	2.53	(10, 24)	(10, 27)	(11, 29)
	{0.6}	[-.99, -2.3]	[-.74, -5.1]	[-.68, -202.]
0.5	0.85	(12, 37)	(12, 37)	(13, 38)
	{0.4}	[-1.6, 11.0]	[2.5, 0.8]	[0.7, 0.4]
0.3	1.55	(13, 31)	(13, 32)	(13, 34)
	{0.4}	[-1.7, -5.0]	[-6.6, 2.1]	[5.5, 0.89]
0.1	4.26	(14, 20)	(13, 25)	(13, 29)
	{0.4}	[-1.8, -2.5]	[-1.2, -3.5]	[-0.95, -6.1]
0.5	1.32	(21, 68)	(21, 60)	(21, 59)
	{0.2}	[-2.5, 13.2]	[4.0, 1.2]	[1.2, 0.67]
0.3	2.20	(21, 61)	(21, 62)	(21, 63)
	{0.2}	[-2.4, -10.4]	[-6.5, 2.9]	[31.0, 1.3]
0.1	6.59	(21, 42)	(21, 50)	(21, 57)
	{0.2}	[-2.3, -4.7]	[-1.7, -7.6]	[-1.3, -21.1]

unstable g-modes, both prograde and retrograde, occur in many wide instability bands, which is not observed in SPB stars. We list here only the $n = 0$ g-modes, but there also exist many higher angular order ($n > 0$) unstable g-modes. It is a serious puzzle as to why all these apparently unstable g-modes are not observed.

5.4.2. Unstable $n = -1$ q-modes for $Z = 0.02$

The frequencies of unstable $n = -1$ q-modes detected in an evolved ($X_c = 0.2$) $6 M_{\odot}$ model are shown in Fig. 14. The instability regions (k_{\min}, k_{\max}) are smaller than for the g-modes; due to the lower oscillation frequency of q-modes, the low-frequency (high k) end is less extended as the opacity bump region becomes too non-adiabatic. In Table 10 we list the unstable $n = -1$ modes with $m = 1, 2,$ or 3 for a $6 M_{\odot}$

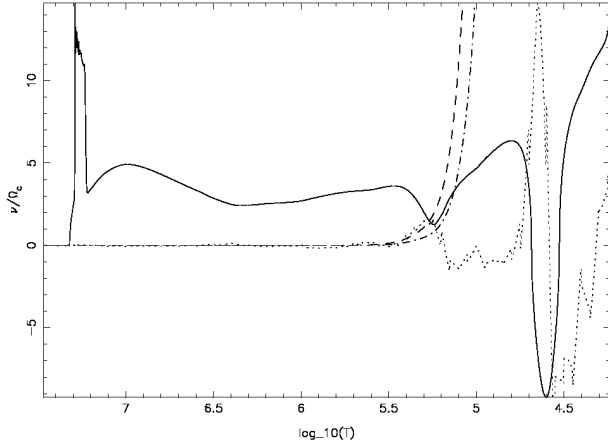


Fig. 13. MS star of $6 M_{\odot}$ with $X_c = 0.6$ and $Z = 0.02$. *Full line*: the Brunt-Väisälä frequency $\nu_{\text{BV}} = \text{sign}(N^2) \sqrt{|N^2|}$; *dashed line*: the “adiabatic frequency” $\nu_{\text{ad}} = 2\pi/\tau_{\text{leak}}$; *dot-dashed line*: again ν_{ad} , but now for $X_c = 0.4$; *dotted line*: the value of the radial derivative in expression (23) in arbitrary units, all versus temperature.

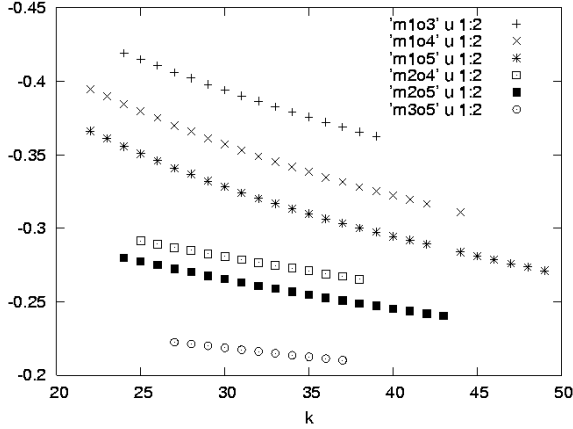


Fig. 14. Unstable $n = -1$ q-modes: $\bar{\sigma}_k/(2\Omega_s)$ versus the number of radial nodes k . For meaning of symbols, see legend in the figure, whereby “m1o3” denotes case with $m = 1$ and $\Omega_s = 0.3$, etc. Model: $6 M_{\odot}$, $X_c = 0.2$, $Z = 0.02$.

main-sequence star. The frequency of the $m = 4$ q-modes appears too low for destabilization by the κ mechanism. With increasing stellar mass the opacity bump driving region for the instabilities moves closer to the stellar surface and the steep rise of τ_{ad} occurs in the $6 M_{\odot}$ model at higher temperature, see Fig. 13. For the unevolved $6 M_{\odot}$ models (with $X_c > 0.4$) the thermal timescale in most of the opacity bump region is therefore shorter than the oscillation periods (in corotating frame) of the q-modes, except for the fastest rotation rates considered. For this reason we find only $m = 1$ instabilities and those only for $\Omega_s \geq 0.4$. When the star evolves away from the ZAMS, the effective temperature decreases and the driving zone moves inwards, so that the local thermal timescale increases. For the models with $X_c < 0.4$, we therefore find more unstable q-modes and also instabilities at lower rotation rates, although not for $\Omega_s < 0.3$ as in a $4 M_{\odot}$ star: the oscillation frequencies are in that case too low.

Table 10. Unstable $n = -1$ q-modes for a $6 M_{\odot}$ MS star with $Z = 0.02$, see Table 4 for explanation. For $X_c = 0.4$ no unstable q-modes were found for $\Omega_s \leq 0.3$.

Ω_s	P_s (d)	$m = 1$	$m = 2$	$m = 3$
0.5	0.85	(15, 23)		
	{0.4}	[2.7, 2.1]		
0.4	1.07	(16, 20)		
	{0.4}	[4.0, 3.3]		
0.5	1.32	(22, 49)	(24, 43)	(27, 37)
	{0.2}	[4.9, 2.9]	[.92, .87]	[0.516, 0.511]
0.4	1.65	(22, 44)	(25, 38)	
	{0.2}	[7.8, 4.4]	[1.16, 1.12]	
0.3	2.20	(24, 39)		
	{0.2}	[13.6, 8.0]		

Table 11. Unstable $n = -1$ q-modes for a $6 M_{\odot}$ MS star with $Z = 0.03$, see Table 4 for explanation. The enhanced opacity bump for $Z = 0.03$ destabilizes more q-modes, compare with Table 10.

Ω_s	P_s (d)	$m = 1$	$m = 2$	$m = 3$	$m = 4$
0.5	0.93	(14, 32)	(15, 27)	(17, 24)	
	{0.4}	[3.4, 2.0]	[.65, .61]	[.365, .361]	
0.4	1.17	(14, 28)	16, 25)		
	{0.4}	[5.3, 2.9]	[.82, .79]		
0.3	1.55	(15, 26)			
	{0.4}	[9.3, 5.3]			
0.5	1.47	(22, 56)	(24, 58)	(25, 53)	(27, 47)
	{0.2}	[6.0, 3.1]	[1.03, 0.94]	[.578, .564]	[.406, .403]
0.4	1.84	(22, 60)	(24, 54)	(26, 47)	(32, 37)
	{0.2}	[9.6, 4.2]	[1.31, 1.22]	[.726, .714]	[.508, .507]
0.3	2.45	(23, 53)	(25, 46)	(28, 34)	
	{0.2}	[18., 7.2]	[1.77, 1.69]	[.971, .968]	

5.4.3. Unstable $n = -1$ q-modes for $Z = 0.03$

When the metal fraction is increased to $Z = 0.03$, the opacity bump effect gets stronger and more modes become unstable, as can be seen by comparing Table 10 with Table 11. With the enhanced opacity bump, also the higher m modes can be destabilized, for high rotation rates $\Omega_s > 0.3$ even $m = 4$ in the evolved $X_c = 0.2$ stellar model.

Figure 15 shows the imaginary parts of the complex forcing frequency σ for which the resonant response is maximized for both a set of $n = -1$ q-modes and $n = 0$ g-modes for various m -values. Again the highest frequency $m = 1$ q-modes have the largest eigenvalues λ and show the largest growth rates. It can be seen that the highest growth rate of $m = 1$ q-modes becomes almost comparable ($\sim 20\%$) to that of $n = 0$ g-modes in this more evolved ($X_c = 0.2$) main-sequence model.

5.5. Unstable $n = -1$ modes in an $8 M_{\odot}$ MS star with $Z = 0.03 \rightarrow$ LPV in Be stars?

Figure 16 shows the driving/damping regions in an $8 M_{\odot}$ MS star with $X_c = 0.2$ and $Z = 0.03$. It can be seen that for this more massive star the opacity bump region is convectively unstable. Nevertheless, by assuming the convective flux is not heavily perturbed by the oscillation, we have sought unstable

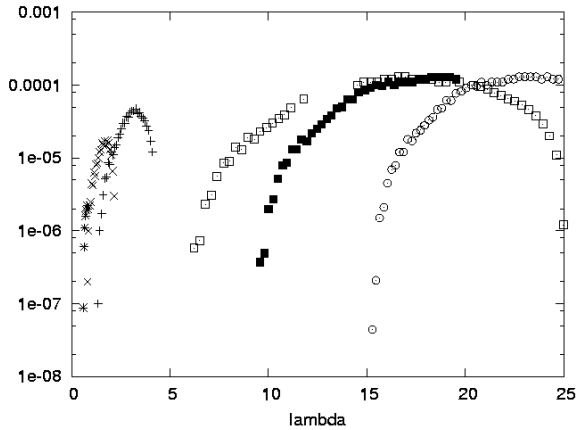


Fig. 15. Growth rates $-\text{Im}(\sigma)$ versus λ of unstable $n = -1$ q-modes and $n = 0$ g-modes. Symbols: q-modes with $m = 1, 2$, and 3 : $+$, \times and $*$; g-modes with $m = 1, 2$ and 3 : dotted squares, filled squares, and dotted circles. Model: $6 M_{\odot}$ with $X_c = 0.2$ and $Z = 0.03$ for $\Omega_s = 0.3$.

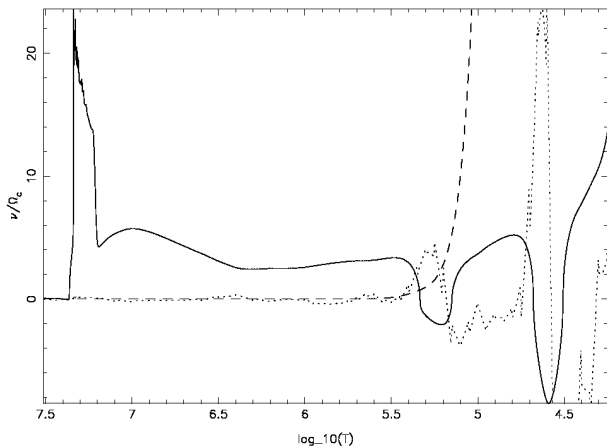


Fig. 16. MS star of $8 M_{\odot}$ with $X_c = 0.2$ and $Z = 0.03$. *Full line*: the Brunt-Väisälä frequency $\nu_{\text{BV}} = \text{sign}(N^2) \sqrt{|N^2|}$; *dashed line*: the “adiabatic frequency” $\nu_{\text{ad}} = 2\pi/\tau_{\text{leak}}$; *dotted line*: the value of the radial derivative in expression (23) in arbitrary units, versus temperature.

modes, see Table 12. We extended the calculations up to completely illegal rotation speeds for which the (neglected) rotational deformation of the star becomes strong in order to compare our results with observations of rapidly rotating Be-stars.

It is tempting to identify the observed line profile variability (LPV) in the well observed Be star μ Cen (Rivinius et al. 2001) in terms of $n = -1$ q-mode oscillations in a rapidly rotating B-star. The observed variations in this star are indeed all *prograde* in the observer’s frame and fall into two narrow period intervals of about 0.50 days ($m = 2$) and 0.28 days ($m = 3$). Qualitatively, this is exactly what is found for the unstable $n = -1$ q-modes calculated here (see Table 12), although the exact periods do not match. But that is not surprising in view of the over-simplistic modelling of extremely rapidly (differentially) rotating Be-stars.

6. Summary and discussion

In this paper we have studied the stability of quasi g-modes ($n = -1$ “q-modes”), a branch of oscillation modes that

Table 12. Unstable $n = -1$ q-modes in a $8 M_{\odot}$ MS star with $Z = 0.03$, see Table 4 for explanation. The high rotation speeds, in the range of Be-stars, are far outside the range for which rotational deformation of the star can be neglected.

Ω_s	$P_s(\text{d})$	$m = 1$	$m = 2$	$m = 3$
0.9	0.90	(20, 34)	(21, 44)	(23, 39)
	{0.2}	[2.21, 1.70]	[.592, .552]	[.345, .334]
0.7	1.15	(21, 37)	(22, 38)	(25, 33)
	{0.2}	[3.3, 2.4]	[.78, .74]	[.446, .442]
0.6	1.34	(21, 36)	(23, 35)	
	{0.2}	[4.3, 3.0]	[.92, .88]	
0.5	1.61	(21, 34)	(25, 31)	
	{0.2}	[6.0, 4.1]	[1.11, 1.09]	
0.4	2.02	(23, 30)		
	{0.2}	[8.7, 6.6]		

exists in between the normal retrograde g-modes and the r-modes in rotating stars. It appears that these retrograde (in corotating frame) low frequency oscillations can be destabilized by the κ -mechanism in the driving region connected with the opacity bump close to the stellar surface. From relatively low angular rotation speeds upwards the unstable q-modes with $m > 1$ occur in a few narrow period intervals in which the different radial orders lie densely packed together. For $m = 1$ the periods of $n = -1$ q-modes are typically larger than a day, up to many days for low radial orders. In the observer’s frame all q-modes are prograde. The predicted observable q-mode spectrum thus sharply contrasts to that of unstable g-modes which occur in much wider period bands, whereby modes of different radial order k should be separately observable with even modest time resolution. The unstable q-modes seem to fit the observed, rather scarce frequency spectrum in SPB stars and β -Cephei stars (e.g. Stankov et al. 2002) better than normal g-modes do. The observed closely spaced frequencies in e.g. HD 160124 (Waelkens 1991) cannot be explained by unstable g-modes, but is typical of the q-mode spectrum.

It is, however, doubtful whether the rotational confinement of g-modes towards the stellar equator in rotating stars can explain away the many predicted unstable g-modes (see Townsend 2005). It helps in any case that the unstable q-modes hardly tend to focus on the equatorial region of rotating stars.

Although the more massive β -Cephei pulsators seem to show clustered periods similar to SPB stars (but with smaller periods), they cannot be explained straightforwardly in terms of q-modes, because in stars more massive than $8 M_{\odot}$, the thermal timescale in the opacity bump region becomes too short to enable destabilization of the q-modes. Q-mode instability for these more massive β -Cephei pulsators would require the Z-bump region to be deeper inside the star than predicted by the current stellar evolution models.

It is interesting that the observed line profile variability in rapidly rotating Be stars like μ Cen is (qualitatively) consistent with the calculated properties of unstable q-modes in a rapidly rotating $8 M_{\odot}$ B-star: two narrow period intervals corresponding to two unstable series (for $m = 2$ and $m = 3$) of closely spaced q-modes; see previous section. One may speculate about the cause of the related outbursts in this Be-star in

terms of q-modes. Excitation of the (negative angular momentum) retrograde q-modes in the star will accelerate the rotation of the stellar material in the driving region just beneath the stellar surface, perhaps bringing the surface layers up to ejection velocities. A good understanding of the Be phenomenon requires a much more detailed study with differential rotation including the centrifugal force and non-linear effects.

References

- Balona, L. 1994, *MNRAS*, 267, 1060
 Balona, L., & Koen, C. 1994, *MNRAS*, 267, 1060
 Berthomieu, G., Gonczi, G., Graff, Ph., Provost, L., & Rocca, A. 1978, *A&A*, 70, 597
 Bildsten, L., Ushomirsky, G., & Cutler, C. 1996, *ApJ*, 460, 827
 Cowling, T. G. 1941, *MNRAS*, 101, 367
 Dziembowski, W. A., Moskalik, P., & Pamyatnykh, A. A. 1993, *MNRAS*, 265, 588
 Eddington, A. S. 1930, *The internal constitution of the stars* (Cambridge University Press)
 Eggleton, P. P. 1972, *MNRAS*, 156, 361
 Gautschy, A., & Saio, H. 1993, *MNRAS*, 262, 213
 Gautschy, A., & Saio, H. 1996, *ARA&A*, 34, 551
 Iglesias, C. A., & Rogers, F. J. 1996, *ApJ*, 464, 943
 Iglesias, C. A., Rogers, F. J., & Wilson, B. G. 1992, *ApJ*, 397, 717
 Kiriakidis, M., El Eid, M. F., & Glatzel, W. 1992, *MNRAS*, 255, 1
 Lee, U. 2001, *ApJ*, 557, 311
 Lee, U., & Saio, H. 1997, *ApJ*, 491, 839
 Papaloizou, J. C. B., & Pringle, J. E. 1978, *MNRAS*, 182, 423
 Papaloizou, J. C. B., & Savonije, G. J. 1997, *MNRAS*, 291, 633
 Pols, O. R., Tout, C. A., & Eggleton, P. P. 1995, *MNRAS*, 274, 964
 Press, W. H., Teukolsky, S. A., Vetterling, W. T. et al. 1992, *Numerical Recipes in Fortran* (Cambridge University Press)
 Rivinius, Th., Baade, D., Stefl, S., et al. 2001, *A&A*, 369, 1058
 Savonije, G. J., & Papaloizou, J. C. B. 1983, *MNRAS*, 203, 581
 Savonije, G. J., Papaloizou, J. C. B., & Alberts, F. 1995, *MNRAS*, 277, 471
 Savonije, G. J., & Witte, M. G. 2002, *A&A*, 386, 211
 Stankov, A., Handler, G., Hempel, M., & Mittermayer, P. 2002, *MNRAS*, 336, 189
 Townsend, R. H. D. 2003, *MNRAS*, 343, 125
 Townsend, R. H. D. 2005 [[arXiv:astro-ph/0503192](https://arxiv.org/abs/astro-ph/0503192)]
 Unno, W., Osaki, Y., Ando, H., Saio, H., & Shibahashi, H. 1989, *Non-radial Oscillations of Stars* (Tokyo: University of Tokyo Press)
 Ushomirsky, G., & Bildsten, L. 1998, *ApJ*, 497, L101
 Waelkens, C. 1991, *A&A*, 246, 453