

LSS 1135: An O-type spectroscopic binary in the galactic OB association Bochum 7

M. Corti*, V. Niemela**, and N. Morrell***

Facultad de Ciencias Astronómicas y Geofísicas, U.N. La Plata, Paseo del Bosque s/n, 1900 La Plata, Argentina

Received 24 February 2003 / Accepted 14 April 2003

Abstract. From radial velocities derived from optical spectroscopic observations performed at CTIO, Chile, and CASLEO, Argentina, we have discovered that LSS 1135 is a single-lined O-type binary system with an orbital period of 2.7532 days. We present an analysis of the orbital elements of this system based on radial velocities of the He absorption lines. We classify the spectrum of LSS 1135 as O6.5V((f)). We also present spectral classifications and radial velocities for other seven OB stars in the region of Bochum 7, an OB association to which LSS 1135 belongs. Our data indicate a distance of 5.0 kpc for this star group.

Key words. Galaxy: open clusters and associations: individual: Bochum 7 (Vela OB 3) – stars: binaries: spectroscopic – stars: early-type

1. Introduction

LSS 1135 ($\alpha_{2000} = 8^{\text{h}}43^{\text{m}}46^{\text{s}}$ and $\delta_{2000} = -46^{\circ}07'14''$) was assigned a spectral type OB and a photographic magnitude $m_{\text{pg}} = 11.2$ in the catalog of Luminous Stars in The Southern Milky Way (LSS) (Stephenson & Sanduleak 1971). Moffat & Vogt (1975) proposed from photoelectric photometry that LSS 1135 together with the Wolf-Rayet star LSS 1145 and other 7 OB stars listed in the LSS catalogue, form an OB association with galactic coordinates $l = 265^{\circ}20'$; $b = -2^{\circ}1'$. They called this star group Bochum 7 (Bo 7).

Recently Sung et al. (1999) from *UBVI* CCD photometry of the Bo 7 region have suggested that Bo 7 is part of the larger OB association Vela OB 3.

In this Paper we present optical spectroscopic data of LSS 1135, which show that this star is a close binary system. We also present spectral types and radial velocities for the other 7 OB stars included by Moffat & Vogt (1975) in Bo 7, namely LSS 1131, 1132, 1137, 1140, 1144, 1146, 1147.

The paper is organized as follows: in Sect. 2 we describe the observations. In Sect. 3 we discuss the results and we present radial velocities and spectral classifications for stars in Bo 7, and the orbital parameters for LSS 1135. In Sect. 4 we summarize our main results.

Send offprint requests to: M. Corti,
e-mail: mariela@lilen.fcaglp.unlp.edu.ar

* Fellow of CIC-BA, Argentina.

** Member of Carrera del Investigador Científico, CIC-BA, Argentina. Visiting Astronomer, CTIO, NOAO, operated by AURA, Inc., for NSF.

*** Member of Carrera del Investigador Científico, CONICET, Argentina.

2. Observations

The observational material consists of 21 photographic spectrograms and 29 digital CCD spectrograms of LSS 1135. We also obtained 13 photographic and 12 digital spectra of the other stars listed by Moffat & Vogt (1975) as members of Bo 7. The instrumental configurations used are detailed in Table 1.

2.1. Photographic spectrograms

The photographic spectrograms were all obtained by VSN between February 1982 and March 1985, at the Cerro Tololo Interamerican Observatory (CTIO), Chile. These spectra were secured with the Carnegie Image Tube Spectrograph (CITS) attached to the 1m Yale reflector telescope. All the exposures were made on Kodak III a-J emulsion and widened to 1 mm. A He-Ar lamp was used as comparison source.

The photographic spectrograms were measured by VSN for the determination of radial velocities with an oscilloscope microdensitometer (GRANT engine) at Instituto de Astronomía y Física del Espacio, Buenos Aires, Argentina. We also digitized some photographic spectrograms with a GRANT engine at La Plata Observatory, Argentina.

2.2. Digital spectra

Digital spectral images of LSS 1135 were obtained between February 1997 and 1999, with the Boller & Chivens (B & C) and the REOSC Cassegrain echelle spectrographs attached to

Table 1. Instrumental configurations used.

Nr.	Observatory	Epoch(s)	Telescope	Spectrograph	Recip. disp. (\AA mm^{-1})	$\Delta\lambda$ (\AA)	exp. time (min)	S/N
I	CTIO	1982 Feb. – 1985 March	1-m	CITS	45	3700–4900	20	30–60
II	CASLEO	(1997 – 1998) Feb.	2.1-m	REOSC	7	3700–6000	30	20–50
III	CASLEO	1997 March – 1999 May	2.1-m	B&C	115	3800–5000	20	120–200

the 2.15-m telescope at Complejo Astronómico El Leoncito (CASLEO)¹ in San Juan, Argentina.

Fourteen spectra of LSS 1135, and eleven of other members of Bo 7, were secured with the B & C spectrograph using a PM 512×512 pixels CCD detector with pixel size of $20 \mu\text{m}$. We used a 600 l mm^{-1} grating and the slit width was set to $200 \mu\text{m}$.

Fifteen spectra of LSS 1135 were obtained with the REOSC Cassegrain echelle spectrograph using as detector a TEK 1024×1024 pixels CCD, with pixel size of $24 \mu\text{m}$. We used a 400 l mm^{-1} grating as cross disperser and the slit width was set to $250 \mu\text{m}$ and $300 \mu\text{m}$. Ten échelle spectra of LSS 1135 were obtained in February 1998 binning the CCD by a factor 2.

He-Ar (or Th-Ar with REOSC spectrograph) comparison arc images were observed at the same telescope position as the stellar images immediately after or before the stellar exposures. Also bias and flat-field frames were obtained every night, as well as spectra of flux and radial velocity standard stars.

All digital, and digitized photographic spectra, were processed and analysed with IRAF² routines at La Plata Observatory. Radial velocities were determined by fitting Gaussian profiles to the spectral lines. Typical errors in our the radial velocities are approximately 20 km s^{-1} (standard error of the mean) for the instrumental configurations I and III, and 15 km s^{-1} for the instrumental configuration II. The heliocentric radial velocities of the interstellar absorption lines measured in the high dispersion echelle spectra of LSS 1135 with their respective standard error are: CaII K $\lambda 3933 \text{ \AA} = 25 \pm 5 \text{ km s}^{-1}$, CaII H $\lambda 3968 \text{ \AA} = 24 \pm 4 \text{ km s}^{-1}$, NaI $\lambda 5890 \text{ \AA} = 25 \pm 4 \text{ km s}^{-1}$ and NaI $\lambda 5896 \text{ \AA} = 27 \pm 4 \text{ km s}^{-1}$. Only one component of each interstellar line is observed in our spectra.

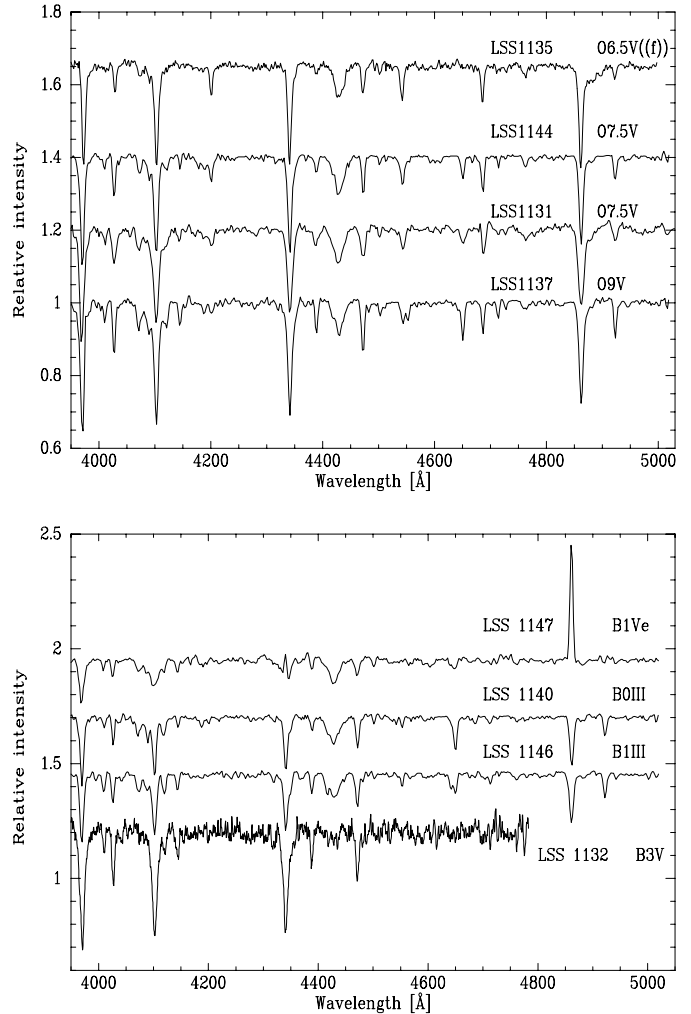
3. Results and their discussion

3.1. Spectral types and radial velocities of stars in the region of Bo 7

Our photographic spectrograms of stars listed as members of Bo 7 by Moffat & Vogt (1975) at first glance confirm them as OB stars, as their spectra show absorption lines of hydrogen and helium. Approximate spectral types were determined initially by eye estimates of relative absorption line strengths in the photographic spectrograms, and then comparing the digitized and digital spectra with the digital spectral atlas of OB stars (Walborn & Fitzpatrick 1990). Spectral classifications

¹ Operated under agreement between CONICET, SeCyT, and the Universities of La Plata, Córdoba and San Juan, Argentina.

² IRAF is distributed by NOAO, operated by AURA, Inc., under agreement with NSF.

**Fig. 1.** Blue optical spectra of stars in the region of Bochum 7.

are indicated in Fig. 1 depicting the spectra of stars observed in the region of Bo 7.

For determination of radial velocities, we measured all absorption lines visible in the spectra. The radial velocity of LSS 1135 was found to be variable from night to night, and this star was therefore included in our program of studies of O type spectroscopic binaries. The results for LSS 1135 are presented separately below. Radial velocities for stars in the region of Bo 7 are listed in Table 2.

3.2. The spectrum of LSS 1135

Figure 2 depicts one of the higher S/N digital spectra of LSS 1135 obtained at CASLEO with the instrumental

Table 2. Heliocentric Radial Velocities of stars in the region of Bochum 7.

Star	HJD	Heliocentric Radial Velocity		
		IC	RV (km s $^{-1}$)	n
1131	45 510.47	I	+64	6
1131	45 511.47	I	+90	9
1131	51 204.85	III	+44	5
1131	51 219.58	III	+61	6
1132	45 017.66	I	+03	11
1137	45 017.68	I	+56	10
1137	51 202.81	III	+64	10
1137	51 204.83	III	+55	10
1140	45 013.71	I	+73	10
1140	45 017.65	I	+40	6
1140	51 203.77	III	+54	10
1140	51 219.83	III	+58	8
1144	45 013.69	I	+74	11
1144	45 017.62	I	+78	7
1144	45 071.50	I	+65	8
1144	45 126.51	I	+57	8
1144	51 203.79	III	+64	11
1144	51 221.83	III	+78	12
1146	45 509.48	I	+49	4
1146	45 512.47	I	+33	8
1146	50 868.66	III	+48	11
1146	51 203.73	III	+26	8
1146	51 220.84	III	+64	8
1147	45 017.72	I	+41	2
1147	45 071.61	I	+55	2
1147	50 868.64	III	+67	6

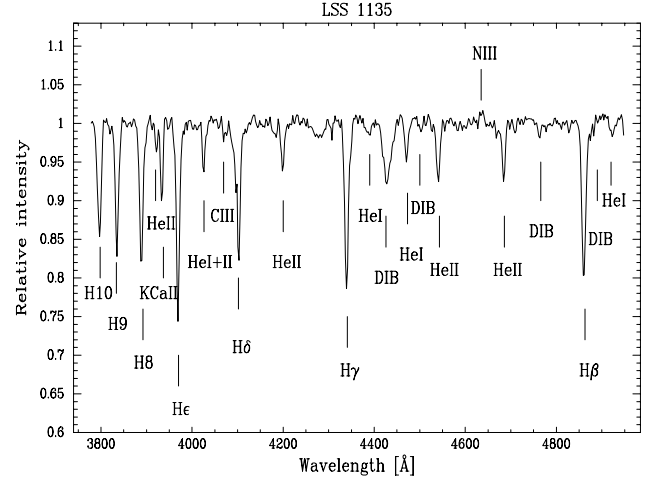
HJD = Heliocentric Julian Date are in days.

Nr. IC refers to the instrumental configurations listed in Table 1.

n indicates the number of lines included in each mean value of the velocity.

configuration III. This spectrum shows the absorption lines of HeII, HeI and H characteristic of early O spectral type. In addition, several of our spectra show faint emission of NIII λ 4634–40 Å. The diffuse interstellar band (DIB) λ 4428 Å and other interstellar absorptions are also present in the spectrum of LSS 1135, as well as in the spectra of other stars in Bo 7, except LSS 1132 which is a foreground object (cf. Fig. 1).

For spectral classification of LSS 1135 in our medium resolution spectra we compared our spectra with the Digital Atlas of OB Stars published by Walborn & Fitzpatrick (1990) in the blue optical spectral region. This comparison yields a spectral type O6.5((f)). In our higher resolution spectra we also used

**Fig. 2.** A continuum rectified spectrum of LSS 1135 obtained at CASLEO in April 1997 with the instrumental configuration III. Principal spectral features are identified.

the ratio of HeI λ 5875 to HeII λ 5411 as described by Walborn (1980) for classification of O-type spectra in the yellow-red optical spectral region. In the blue spectral region of our high resolution spectra we used the equivalent width ratios of the quantitative spectral classification for O-type stars of Conti & Alschuler (1971) and Conti & Frost (1977). All these confirm for LSS 1135 the spectral type O6.5V((f)).

As an O type binary with a short period (see below), LSS 1135 appears as a potential candidate for showing the effects of colliding stellar winds. For this reason we searched for the Struve-Sahade (S-S) effect, which is produced by colliding stellar winds according to the model proposed by Gies et al. (1997). Examining our spectra in detail, we compared carefully one quadrature with the other in order to detect systematic differences in the relative strength of the He lines observed in the approaching and the receding phases. We did not detect in our data any spectral changes beyond the errors; therefore the S-S effect does not seem to be present in this binary system.

The contribution of the secondary component to the spectral lines of LSS 1135 is not evident in our spectra, except perhaps in the hydrogen Balmer lines whose radial velocity variations appeared of somewhat lower amplitude than those of He lines, when phased with the binary period (see below). We may therefore assume that the visual absolute magnitude of the secondary component is at least 2 mag fainter than the O6.5((f)) star, which would correspond to an early B spectral type.

3.3. The radial velocity orbit of LSS 1135

Table 3 lists the journal of observations and the mean heliocentric radial velocities, obtained averaging HeI λ 4471, λ 5875 and HeII λ 4199, λ 4541 and λ 4685 absorption lines in the spectra of LSS 1135. The numbers following the mean velocities of the absorption lines indicate how many lines were included in each average.

As is evident from Table 3, the radial velocities of the absorption lines in the spectrum of LSS 1135 show large variations from one night to the other, but the radial velocities

Table 3. Journal of observations of LSS 1135.

HJD	Hel.R.V.			HJD	Hel.R.V.		
	IC	He	<i>n</i>		IC	He	<i>n</i>
2 400 000+				2 400 000+			
45 508.463	I	211	4	50 537.590	III	-3	4
45 509.464	I	29	3	50 538.586	III	170	4
45 510.456	I	21	4	50 540.596	III	14	4
45 511.453	I	187	4	50 541.567	III	160	4
45 512.452	I	-37	3	50 542.553	III	-46	4
45 769.686	I	125	4	50 841.659	II	183	4
45 769.703	I	147	3	50 842.646	II	-43	5
45 773.689	I	28	4	50 843.620	II	76	5
45 775.634	I	181	4	50 844.608	II	149	5
				50 845.620	II	-46	4
45 842.494	I	45	4	50 846.661	II	165	4
				50 847.601	II	123	3
46 132.582	I	38	4	50 848.609	II	-52	3
46 132.724	I	2	2	50 849.612	II	189	4
46 133.661	I	150	4	50 851.584	II	0	5
46 134.569	I	-23	4				
46 134.639	I	-2	4	50 854.700	III	59	4
46 135.647	I	57	4	50 855.608	III	122	4
46 135.739	I	103	4	50 858.601	III	102	4
46 136.639	I	123	4	50 859.600	III	-36	3
46 137.664	I	-40	4	50 860.652	III	166	5
46 138.663	I	121	3	50 861.721	III	-14	4
46 139.773	I	17	3				
				50 963.442	III	4	4
50 494.777	II	175	4	50 964.436	III	-22	4
50 495.794	II	-38	4	50 965.447	III	182	4
50 506.597	II	8	4				
50 507.542	II	50	5				
50 508.549	II	192	5				

Notes: as in Table 2.

obtained during the same night do not show appreciable differences, implying a binary period of a few days. A period search algorithm (Marraco & Muzzio 1980) was applied to the radial velocities of Table 3.

The best period found was $P = 2.75318 \pm 0.00002$ days and no alias periods with similar probabilities were present. This period was entered as an initial value to calculate the orbital elements of LSS 1135. These were calculated with an improved version of the program initially published by Bertiau & Grobbon (1969). In the determination of the orbital elements we assigned weight 10 to the spectra obtained with the instrumental configuration II, and weight 1 for all others. The orbital elements are listed in Table 4. The errors quoted in this table are those calculated by the above mentioned program. The radial velocity variations and orbit of LSS 1135 are illustrated in Fig. 3.

3.4. Distance

In Table 5 we list data for the stars in the region of Bo 7. The successive columns in this table indicate for each star: the number in the LSS catalogue (Stephenson & Sanduleak 1971); our

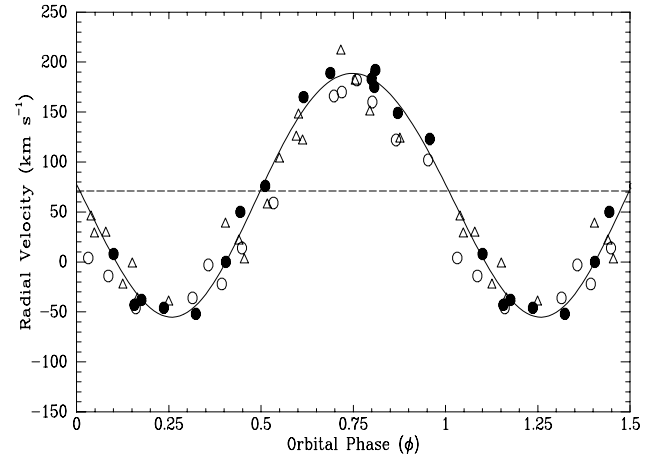


Fig. 3. Radial velocities of LSS 1135 from Table 3 phased with the period of 2.7532 days. Filled circles represent radial velocities measured in spectra observed with the instrumental configuration II, and empty triangles and empty circles those observed with the instrumental configuration I and III, respectively. Continuous curve represents the orbital solution from Table 4.

Table 4. Circular orbital elements of LSS 1135.

element			
$a \sin i [R_{\odot}]$	6.6	\pm	0.11
$K [\text{km s}^{-1}]$	122	\pm	2
$V_o [\text{km s}^{-1}]$	71	\pm	1
$F(M) [M_{\odot}]$	0.52	\pm	0.03
$T_o [\text{HJD}]$	2 450 508.38	\pm	0.01
$P [\text{days}]$	2.75320	\pm	1E^{-5}
$\sigma [\text{km s}^{-1}]$	9		

estimate of the spectral type; V and $B - V$ values from Moffat & Vogt (1975); $E(B - V)$ calculated from intrinsic colors corresponding to the spectral types; the spectrophotometric distance modulus determined adopting the absolute magnitudes corresponding to the spectral types, according the calibration by Schmidt-Kaler (1982); stellar radial velocity (in km s^{-1}) referred to the LSR.

The mean distance modulus for the stars in Bo 7 (excluding the foreground object LSS 1132, and the emission line star LSS 1147) is 13.50, which corresponds to a distance of 5.0 kpc. This is in good agreement with the distance found by Sung et al. (1999) from CCD photometry. We also note that the photometric distance of LSS 1145 = WR 12 quoted by van der Hucht (2001), is 5 kpc, confirming that this star belongs to Bo 7 star group. The mean (LSR) radial velocities of the cluster members are between 55 and 40 km s^{-1} , (excluding LSS 1146, cf. note in Table 5) implying a kinematical distance between 5.0 and 6.0 kpc in circular galactic rotation model. Thus Bo 7 appears to be located at the extreme of the Perseus spiral arm in our Galaxy (cf. Fig. 5 in Russeil 2003).

4. Summary

A radial velocity study of the spectral lines of LSS 1135, a member of the galactic OB association Bo 7, shows that it is a single-lined O-type binary, which we classify as O6.5V((f)).

Table 5. Data for stars in the region of Bo 7.

LSS	Sp.Type	V^a	$B - V^a$	$E(B - V)$	$V_0 - M_v$	RV (LSR)
1131	O7.5V	10.80	0.51	0.83	13.33	+50
1132 ^b	B3V	10.05	0.37	0.54	9.88	-13
1135	O6.5V((f))	10.88	0.40	0.73	13.95	+55
1137	O9V	11.38	0.49	0.80	13.40	+42
1140	B0III	11.65	0.76	1.05	13.49	+40
1144	O7.5V	11.27	0.64	0.96	13.39	+53
1145 ^c	WN8	10.78	0.56			var.
1146 ^d	B1III	11.57	0.50	0.82	13.43	+26
1147 ^e	B1Ve	11.53	0.58	0.78	13.11	+54

^a From Moffat & Vogt (1975).

^b Foreground star, see also Lundstrom & Stenholm (1984).

^c WR 12 cf. van der Hucht (2001). Spectroscopic binary Niemela (1982).

^d Line widths appear variable. May be an unresolved.

double-lined binary?

^e H Balmer lines H β and H γ show central emission, see Fig. 1.

We find an orbital period of 2.75320 days for this binary. The value of the semi-amplitude (K) of the radial velocity variations of the He lines is 122 km s^{-1} and the mass function (F(M)) of the binary system is $0.52 M_{\odot}$. The secondary component is not detected in our spectra, which means that it should be at least 2 mag fainter, corresponding to an early B type star.

We also have observed 7 other OB stars in the region of Bo 7, for which we present spectral types and radial velocities. From these data we derive a spectroscopic and kinematical distance of about 5.0 kpc for Bo 7, and conclude that

the Wolf-Rayet star LSS 1145 = WR 12 is also member of this association.

Acknowledgements. We would like to thank the Directors and staff of CTIO and CASLEO for the use of their facilities. We also acknowledge the use at CASLEO of CCD and data acquisition system partly financed by U.S. NSF Grant AST-90-15827 to Dr. R. M. Rich. This research has received financial support from IALP, CONICET, Argentina.

References

- Bertiau, F. C., & Grobben, J. 1969, Ric. Astron. Sp. Vaticano, 8, 1
- Conti, P., & Alschuler, W. 1971, ApJ, 170, 325
- Conti, P., & Frost, S. 1977, ApJ, 212, 728
- Gies, D. R., Bagnuolo, W. G., & Penny, L. R. 1997, ApJ, 479, 408
- Lundstrom, I., & Stenholm, B. 1984, A&AS, 58, 163
- Marraco, H., & Muzzio, J. C. 1980, PASP, 92, 700
- Moffat, A. F. J., & Vogt, N. 1975, A&AS, 20, 85
- Niemela, V. S. 1982, in Wolf-Rayet Stars: Observations, Physics, Evolution, Proc. IAU Symp. 99, ed. C. de Loore, & A. J. Willis (Dordrecht: Reidel)
- Russeil, D. 2003, A&A, 397, 133
- Schmidt-Kaler, Th. 1982, in Landolt-Bornstein New Series, Group VI, vol. 2b., ed. K. Schaifers, & H. H. Voigt (Berlin: Springer-Verlag)
- Stephenson, C., & Sanduleak, N. 1971, Publ. Warner and Swasey Obs., 1, 1
- Sung, H., Bessell, M. S., Park, B. G., & Kang, Y. H. 1999, JKAS, 32, 109
- van der Hucht, K. A. 2001, New Astron. Rev., 45, 135
- Walborn, N. 1980, ApJS, 44, 535
- Walborn, N., & Fitzpatrick, E. 1990, PASP, 102, 379