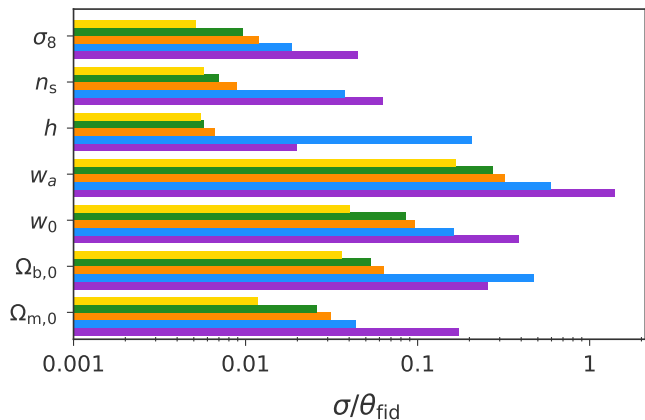
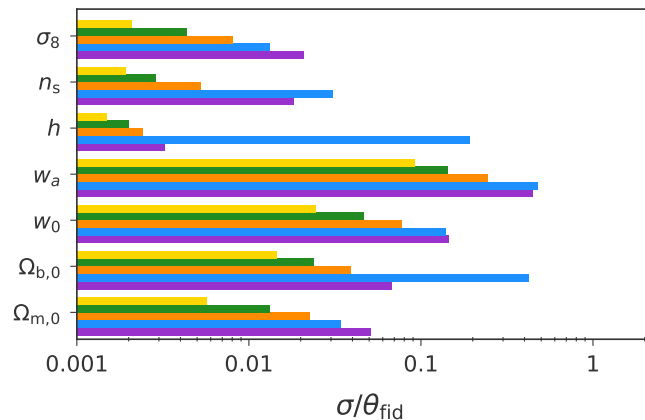


Model: w_0, w_a - flat - pessimistic

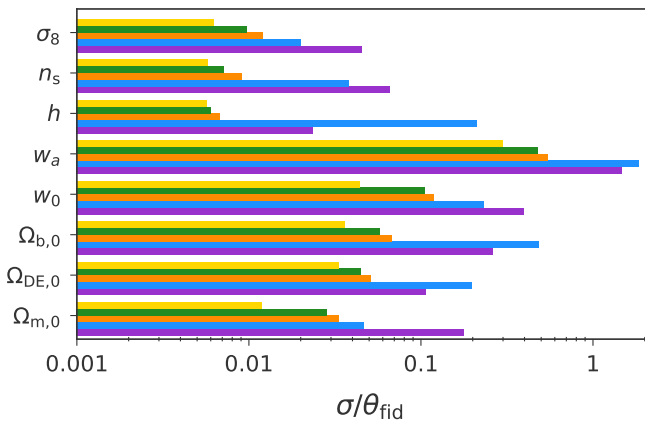
■ GC_s ■ GC_s + WL ■ GC_s + WL + GC_{ph} + XC
■ WL ■ GC_s + WL + GC_{ph}

Model: w_0, w_a - flat - optimistic

■ GC_s ■ GC_s + WL ■ GC_s + WL + GC_{ph} + XC
■ WL ■ GC_s + WL + GC_{ph}

Model: w_0, w_a - non-flat - pessimistic

■ GC_s ■ GC_s + WL ■ GC_s + WL + GC_{ph} + XC
■ WL ■ GC_s + WL + GC_{ph}

Model: w_0, w_a - non-flat - optimistic

■ GC_s ■ GC_s + WL ■ GC_s + WL + GC_{ph} + XC
■ WL ■ GC_s + WL + GC_{ph}

