

The metal-rich nature of stars with planets^{*}

N. C. Santos¹, G. Israelian², and M. Mayor¹

¹ Observatoire de Genève, 51 ch. des Maillettes, 1290 Sauverny, Switzerland

² Instituto de Astrofísica de Canarias, 38205 La Laguna, Tenerife, Spain

Received 13 March 2001 / Accepted 3 May 2001

Abstract. With the goal of confirming the metallicity “excess” present in stars with planetary-mass companions, we present in this paper a high-precision spectroscopic study of a sample of dwarfs included in the CORALIE extrasolar planet survey. The targets were chosen according to the basic criteria that 1) they formed part of a limited volume and 2) they did not present the signature of a planetary host companion. A few stars with planets were also observed and analysed; namely, HD 6434, HD 13445 (G186), HD 16141, HD 17051 (*ι* Hor), HD 19994, HD 22049 (*ε* Eri), HD 28185, HD 38529, HD 52265, HD 190228, HD 210277 and HD 217107. For some of these objects there had been no previous spectroscopic studies.

The spectroscopic analysis was done using the same technique as in previous work on the metallicity of stars with planets, thereby permitting a direct comparison of the results. The work described in this paper thus represents the first uniform and unbiased comparison between stars with and without planetary-mass companions in a volume-limited sample. The results show that 1) stars with planets are significantly metal-rich, and 2) that the source of the metallicity is most probably “primordial”. The results presented here may impose serious constraints on planetary system formation and evolution models.

Key words. stars: abundances – stars: chemically peculiar – planetary systems

1. Introduction

One of the most exciting and promising results that became evident after the discovery of the first extrasolar planets is that their host stars seem to be very metal-rich when compared with dwarf stars in the solar neighbourhood (Gonzalez 1998; Santos et al. 2000a – hereafter Paper I; Gonzalez et al. 2001). This result, representing the only link between the presence of planets and a stellar photospheric feature, has been given two main explanations. The first, is based on the classical view that giant planets are formed by runaway accretion of gas on to a “planetesimal” having up to 10 Earth masses. In such a case, we can expect that the higher the proportion is of dust to gas in the primordial cloud (i.e. metals), and consequently in the resulting proto-planetary disc, the more rapidly and easily may planetesimals, and subsequently the now observed giant planets be built.

Opposing to this view, it had been proposed that the observed metallicity “excess” may be related to the “pollution” of the convective envelope of the star by the infall of planets and/or planetesimals (e.g., Gonzalez 1998; Laughlin & Adams 1997; Laughlin 2000; Gonzalez et al. 2001). This pollution can be the result of the “complete” inward migration of a planet on to the star, the transfer of material from the disc to the star as a result of the migration process (Goldreich & Tremaine 1980; Lin et al. 1996), or to the break-up and infall of a planet(s) on to the surface of the star due to gravitational interactions with other companions (Rasio & Ford 1996). The former point might be particularly important for the short-period systems (Queloz et al. 2000).

The idea that planets and/or planetary material might be engulfed by a star is to some extent supported by the recent detection of ⁶Li in the planet host star HD 82943 (Israelian et al. 2001) – interpreted as a signal of the accretion of a planet during the history of the star – and probably by the detection of a significant difference in iron abundances in the very similar pair of dwarfs 16 Cyg A and 16 Cyg B, which also have very different Li contents (Laws & Gonzalez 2001; Gonzalez 1998).

Besides the [Fe/H] differences, there is currently some debate about possible anomalies concerning other elements (Paper I; Gonzalez et al. 2001; Smith et al. 2001).

Send offprint requests to: N. C. Santos,
e-mail: Nuno.Santos@obs.unige.ch

^{*} Based on observations collected at the La Silla Observatory, ESO (Chile), with the CORALIE spectrograph at the 1.2-m Euler Swiss telescope, with the FEROS spectrograph at the 1.52-m ESO telescope (Observing run 66.C-0116 B), and using the UES spectrograph at the 4-m William Herschel Telescope (WHT), at La Palma (Canary Islands).

Table 1. Volume-limited sample of stars without detected giant planets.

Star	T_{eff} (K)	$\log g$ (cgs)	ξ_t (km s^{-1})	[Fe/H]	$N(\text{Fe I})$	$N(\text{Fe II})$	$\sigma(\text{Fe I})$	$\sigma(\text{Fe II})$	Mass [M_{\odot}]
HD 1581	5940	4.44	1.13	-0.15	31	7	0.04	0.05	0.99 ± 0.02
HD 4391	5955	4.85	1.22	0.01	36	5	0.05	0.09	1.22 ± 0.04
HD 5133	5015	4.82	0.92	-0.08	36	6	0.05	0.07	0.81 ± 0.04
HD 7570	6135	4.42	1.46	0.17	35	7	0.04	0.06	1.19 ± 0.02
HD 10360	5045	4.77	0.89	-0.19	36	5	0.04	0.04	0.70 ± 0.03
HD 10647	6130	4.45	1.31	-0.03	34	7	0.03	0.05	1.14 ± 0.03
HD 10700	5370	4.70	1.01	-0.50	38	6	0.04	0.04	0.68 ± 0.02
HD 14412	5410	4.70	1.01	-0.44	35	6	0.04	0.01	0.78 ± 0.05
HD 17925	5220	4.60	1.44	0.08	35	6	0.07	0.04	0.92 ± 0.06
HD 20010	6240	4.27	2.23	-0.20	33	6	0.05	0.08	1.33 ± 0.01
HD 20766	5770	4.68	1.24	-0.20	35	7	0.04	0.04	0.97 ± 0.04
HD 20794	5465	4.62	1.04	-0.36	39	7	0.05	0.05	0.74 ± 0.02
HD 20807	5865	4.59	1.28	-0.22	37	7	0.04	0.04	0.95 ± 0.02
HD 23249	5135	4.00	1.12	0.17	36	7	0.06	0.08	0.84 ± 0.01
HD 23356	5035	4.73	0.96	-0.05	36	6	0.06	0.07	0.83 ± 0.03
HD 23484	5230	4.62	1.13	0.10	37	6	0.05	0.07	0.92 ± 0.06
HD 26965A	5185	4.73	0.75	-0.26	37	5	0.05	0.03	0.71 ± 0.02
HD 30495	5880	4.67	1.29	0.03	37	7	0.04	0.03	1.11 ± 0.04
HD 36435	5510	4.78	1.15	0.03	37	6	0.06	0.03	1.04 ± 0.05
HD 38858	5750	4.56	1.22	-0.22	36	7	0.04	0.02	0.91 ± 0.02
HD 39091	5995	4.48	1.30	0.09	37	7	0.04	0.04	1.10 ± 0.02
HD 40307	4925	4.57	0.79	-0.25	37	4	0.06	0.10	0.76 ± 0.07
HD 43162	5630	4.57	1.36	-0.02	35	7	0.05	0.04	0.99 ± 0.04
HD 43834	5620	4.56	1.10	0.12	38	7	0.05	0.05	0.96 ± 0.02
HD 50281A	4790	4.75	0.85	0.07	31	4	0.05	0.12	0.79 ± 0.01
HD 53705	5810	4.40	1.18	-0.19	36	7	0.03	0.03	0.92 ± 0.01
HD 53706	5315	4.50	0.90	-0.22	36	7	0.05	0.08	0.88 ± 0.05
HD 65907A	5940	4.56	1.19	-0.29	39	7	0.04	0.04	0.94 ± 0.01
HD 69830	5455	4.56	0.98	0.00	38	7	0.05	0.03	0.89 ± 0.06
HD 72673	5290	4.68	0.81	-0.33	38	6	0.04	0.04	0.78 ± 0.06
HD 74576	5080	4.86	1.20	0.04	36	5	0.06	0.05	0.91 ± 0.04
HD 76151	5825	4.62	1.08	0.15	38	7	0.03	0.04	1.09 ± 0.04
HD 84117	6140	4.35	1.38	-0.04	34	7	0.04	0.06	1.14 ± 0.01
HD 189567	5750	4.57	1.21	-0.23	37	7	0.04	0.05	0.89 ± 0.01
HD 191408A	5025	4.62	0.74	-0.51	37	4	0.06	0.09	0.61 ± 0.04
HD 192310	5125	4.63	0.88	0.05	36	6	0.06	0.08	0.78 ± 0.04
HD 196761	5460	4.62	1.00	-0.27	38	7	0.05	0.05	0.81 ± 0.03
HD 207129	5910	4.53	1.21	-0.01	36	7	0.04	0.03	1.03 ± 0.02
HD 209100	4700	4.68	0.60	0.01	34	3	0.07	0.06	0.64 ± 0.09
HD 211415	5925	4.65	1.27	-0.16	35	7	0.03	0.04	0.99 ± 0.02
HD 216803	4647	4.88	0.90	0.07	28	3	0.07	0.08	$0.77^{+0.01}_{-0.18}$
HD 222237	4770	4.79	0.35	-0.22	37	3	0.08	0.08	-
HD 222335	5310	4.64	0.97	-0.10	33	5	0.05	0.04	0.86 ± 0.05

But the relatively low number of exoplanets known, and possible systematics with respect to the samples do not permit firm conclusions to be reached on the subject.

The observation that stars with planets¹ are particularly metal-rich has so far been overshadowed by the restriction that in order to compare the metallicities of stars

¹ Here we are referring to the known extrasolar planetary host stars, having Jupiter-like planets in relatively short period orbits when compared to the giant planets in our own Solar System.

hosting planets with those of stars “without” planets, authors had access only to published metallicity studies of volume-limited samples of dwarfs in the solar neighbourhood (mainly that of Favata et al. 1997, the alternative being to construct a sample using less precise metallicities using photometric indices). This is inconvenient for a number of reasons. First and most obviously, one cannot be sure if the sample used for comparison is really free from giant planets. Furthermore, the metallicities for the Favata et al. sample were determined using a much shorter

Table 2. Determined atmospheric parameters and [Fe/H] for a set of stars with planets and brown dwarf companions (bd).

Star	T_{eff} (k)	$\log g$ (cgs)	ξ_t (km s^{-1})	[Fe/H]	Instrument	Mass [M_{\odot}]	Planet discovery paper
HD 1237	5555 ± 50	4.65 ± 0.15	1.50 ± 0.08	0.11 ± 0.08	CORALIE	1.01 ± 0.04	Naef et al. (2001a)
HD 6434	5790 ± 40	4.56 ± 0.20	1.40 ± 0.10	-0.55 ± 0.07	FEROS	0.79 ± 0.01	Queloz et al. (2001)
HD 13445	5190 ± 40	4.71 ± 0.10	0.78 ± 0.10	-0.20 ± 0.06	CORALIE		
HD 13445	5220 ± 40	4.70 ± 0.10	0.85 ± 0.07	-0.19 ± 0.06	FEROS		
HD 13445 (avg)	5205	4.70	0.82	-0.20	–	0.75 ± 0.04	Queloz et al. (2000)
HD 16141	5805 ± 40	4.28 ± 0.10	1.37 ± 0.09	0.15 ± 0.05	FEROS	1.06 ± 0.01	Marcy et al. (2000)
HD 17051	6225 ± 50	4.65 ± 0.15	1.20 ± 0.08	0.25 ± 0.06	FEROS	1.26 ± 0.02	Kürster et al. (2000)
HD 19994	6165 ± 40	4.13 ± 0.20	1.49 ± 0.10	0.23 ± 0.06	CORALIE		
HD 19994	6250 ± 40	4.27 ± 0.10	1.56 ± 0.08	0.30 ± 0.06	FEROS		
HD 19994 (avg)	6210	4.20	1.52	0.26	–	1.34 ± 0.01	Queloz et al. (2001)
HD 22049	5135 ± 40	4.70 ± 0.10	1.14 ± 0.07	-0.07 ± 0.06	CORALIE	0.85 ± 0.04	Hatzes et al. (2000)
HD 28185	5705 ± 40	4.59 ± 0.10	1.09 ± 0.06	0.24 ± 0.05	CORALIE	0.98 ± 0.07	Mayor et al. (2001b)
HD 38529	5675 ± 40	4.01 ± 0.15	1.39 ± 0.09	0.39 ± 0.06	FEROS	1.52 ± 0.05	Fisher et al. (2000)
HD 52265	6075 ± 40	4.21 ± 0.10	1.31 ± 0.07	0.22 ± 0.07	CORALIE		
HD 52265	6120 ± 50	4.37 ± 0.20	1.31 ± 0.06	0.25 ± 0.06	FEROS		
HD 52265 (avg)	6100	4.29	1.31	0.24	–	1.18 ± 0.01	Naef et al. (2001a) Butler et al. (2000)
HD 75289	6135 ± 40	4.43 ± 0.20	1.50 ± 0.07	0.27 ± 0.06	CORALIE	1.20 ± 0.02	Udry et al. (2000)
HD 82943	6025 ± 40	4.54 ± 0.10	1.10 ± 0.07	0.33 ± 0.06	CORALIE	1.15 ± 0.05	Naef et al. (2001a)
HD 83443	5500 ± 60	4.50 ± 0.20	1.12 ± 0.09	0.39 ± 0.09	CORALIE	0.90 ± 0.05	Mayor et al. (2001a)
HD 108147	6265 ± 40	4.59 ± 0.15	1.40 ± 0.08	0.20 ± 0.06	CORALIE	1.27 ± 0.02	Pepe et al. (in prep.)
HD 121504	6090 ± 40	4.73 ± 0.10	1.35 ± 0.08	0.17 ± 0.06	CORALIE	1.19 ± 0.03	Queloz et al. (2001)
HD 162020 ^{bd}	4830 ± 80	4.76 ± 0.25	0.72 ± 0.12	0.01 ± 0.11	CORALIE	–	Udry et al. (in prep.)
HD 168746	5610 ± 30	4.50 ± 0.15	1.02 ± 0.08	-0.06 ± 0.05	CORALIE	0.88 ± 0.01	Pepe et al. (in prep.)
HD 169830	6300 ± 30	4.04 ± 0.20	1.37 ± 0.07	0.22 ± 0.05	CORALIE	1.42 ± 0.01	Naef et al. (2001a)
HD 190228	5360 ± 40	4.02 ± 0.10	1.12 ± 0.08	-0.24 ± 0.06	WHT	0.84 ± 0.01	Sivan et al. (2001)
HD 202206 ^{bd}	5765 ± 40	4.75 ± 0.20	0.99 ± 0.09	0.37 ± 0.07	CORALIE	1.02 ± 0.02	Udry et al. (in prep.)
HD 210277	5575 ± 30	4.44 ± 0.10	1.12 ± 0.08	0.23 ± 0.05	FEROS	0.94 ± 0.01	Marcy et al. (1999)
HD 217107	5660 ± 50	4.43 ± 0.10	1.04 ± 0.07	0.40 ± 0.06	CORALIE		
HD 217107	5655 ± 40	4.42 ± 0.05	1.11 ± 0.08	0.38 ± 0.05	FEROS		
HD 217107(avg)	5660	4.42	1.01	0.39	–	0.97 ± 0.05	Fischer et al. (1999)

line list for iron and different sources of atmospheric parameters (spectroscopic vs. colours) – see Paper I. This particular point may introduce systematic errors, and one might expect that the difference between the two samples was simply due to a bias related to the method used to compute the metallicities.

With the goal of settling the question about the high metallicity content of stars with planets, we present here a spectroscopic study of a volume-limited sample of 43 stars included in the CORALIE (Udry et al. 2000) planet search programme, and for which the radial velocities seem to be constant over a large time interval. The technique used, line lists and atmospheric models were those usually applied by most authors working on the metallicities of stars with planets (e.g. Paper I; Gonzalez et al. 2001). We show that the currently known stars with giant planets are on average more metal-rich than “field stars”, for which there is no radial-velocity signature of planets. Furthermore, the results are used to set strong constraints on the cause of the observed “anomaly”, significantly excluding the

“pollution” scenario. The impact on the planetary formation and evolutionary models is discussed.

2. The data

2.1. The samples

As mentioned above, the choice of a “comparison sample” (as we shall call it from now on), free from giant planets and with the minimum bias possible, is of crucial importance. In order to be sure that we are not including any systematics when selecting the sample, we have taken all stars within the CORALIE sample (defined as volume-limited – Udry et al. 2000) having right ascensions between 20^{h} and 9^{h} (observable in mid November from La Silla). Since such a sample corresponds to more than half of the ~ 1600 stars searched for planets, it is virtually impossible to make a precise spectroscopic analysis for all those stars in a reasonable amount time. We thus decided as a first step to limit our observations to all stars within 17 pc of the Sun having $(B - V) < 1.1$ (determined from Hipparcos data – ESA 1997), and within 20 pc with $(B - V) < 0.9$.

Table 3. Stars with giant planets or brown dwarf companions (bd) studied by other authors.

Star	T_{eff} (k)	$\log g$ (cgs)	ξ_t (km s^{-1})	[Fe/H]	Mass [M_{\odot}]	Reference for spectroscopy	Planet discovery paper
HD 9826	6140	4.12	1.35	0.12	1.28 ± 0.02	Gonzalez & Laws (2000)	Butler et al. (1997)
HD 10697	5605	3.96	0.95	0.16	1.10 ± 0.01	Gonzalez et al. (2001)	Vogt et al. (2000)
HD 12661	5714	4.45	0.99	0.35	1.01 ± 0.02	Gonzalez et al. (2001)	Fisher et al. (2000)
HD 37124	5532	4.56	0.85	-0.41	-	Gonzalez et al. (2001)	Vogt et al. (2000)
HD 46375	5250	4.44	0.80	0.21	-	Gonzalez et al. (2001)	Marcy et al. (2000)
HD 75732A	5250	4.40	0.80	0.45	1.05 ± 0.03	Gonzalez & Vanture (1998)	Butler et al. (1997)
HD 80606	5645	4.50	0.81	0.43	~ 1.1	Naef et al. (2001b)	Naef et al. (2001b)
HD 89744	6338	4.17	1.55	0.30	1.55 ± 0.03	Gonzalez et al. (2001)	Korzennik et al. (2000)
HD 92788	5775	4.45	1.00	0.31	1.05 ± 0.02	Gonzalez et al. (2001)	Queloz et al. (2001)
							Fisher et al. (2000)
HD 95128	5800	4.25	1.0	0.01	1.03 ± 0.03	Gonzalez (1998)	Butler & Marcy (1996)
HD 114762 ^{bd}	5950	4.45	1.0	-0.60	0.82 ± 0.03	Gonzalez (1998)	Latham et al. (1989)
HD 117176	5500	3.90	1.0	-0.03	1.10 ± 0.02	Gonzalez (1998)	Marcy & Butler (1996)
HD 120136	6420	4.18	1.25	0.32	1.34 ± 0.02	Gonzalez & Laws (2000)	Butler et al. (1997)
HD 130322	5410	4.47	0.95	0.05	~ 0.89	Gonzalez et al. (2001)	Udry et al. (2000)
HD 134987	5715	4.33	1.00	0.32	$1.02^{+0.07}_{-0.03}$	Gonzalez et al. (2001)	Vogt et al. (2000)
HD 143761	5750	4.10	1.2	-0.29	0.96 ± 0.03	Gonzalez (1998)	Noyes et al. (1997)
HD 145675	5300	4.27	0.80	0.50	~ 1.05	Gonzalez et al. (1999)	Udry et al (2001)
HD 168443	5555	4.10	0.90	0.10	1.01 ± 0.02	Gonzalez et al. (2001)	Marcy et al. (1999)
							Udry et al. (2001)
HD 177830	4818	3.32	0.97	0.36	1.03 ± 0.11	Gonzalez et al. (2001)	Vogt et al. (2000)
HD 186427	5685	4.26	0.80	0.07	0.97 ± 0.03	Laws & Gonzalez (2001)	Cochran et al. (1997)
HD 187123	5830	4.40	1.00	0.16	1.08 ± 0.04	Gonzalez et al. (1999)	Butler et al (1998)
HD 192263	4964	4.49	0.95	-0.03	~ 0.80	Gonzalez et al. (2001)	Santos et al. (2000b)
							Vogt et al. (2000)
HD 209458	6063	4.38	1.02	0.04	1.12 ± 0.02	Gonzalez et al. (2001)	Mazeh et al. (2000)
							Henry et al. (2000)
HD 217014	5795	4.41	1.05	0.21	1.07 ± 0.01	Gonzalez et al. (2001)	Mayor & Queloz (1995)
HD 222582	5735	4.26	0.95	0.02	0.95 ± 0.01	Gonzalez et al. (2001)	Vogt et al. (2000)

This sample includes about 50 stars, most of which were observed. Some of the stars in this sample have known planetary systems, namely HD 1237, HD 13445, HD 17051, HD 22049 and HD 217107 (HD 192263, would also have been included if we had not imposed any limit on $(B-V)$). All these objects were excluded from our final sample (43 objects) presented in Table 1.

In what concerns the stars with planets, all known objects having precise spectroscopic iron abundance determinations using a similar technique were used. This excludes Gl 876 (Delfosse et al. 1998; Marcy et al. 1998), HD 195019 (Fischer et al. 1999) and the recently announced planets around HD 160691, HD 27442 and HD 179949 (Tinney et al. 2001; Butler et al. 2001). Also, from the set of 9 new planet host stars recently announced by the Geneva group (Mayor et al. 2001b) only two had available data (HD 28185 and HD 80606). The only exception was made respecting BD-103166, which was included in the planet surveys for its high [Fe/H] (Gonzalez et al. 1999). All the other stars were part of search programmes for planets in volume-limited samples (Udry et al. 2000; Marcy et al. 2000), and there is no particular reason to take out any of the targets (possible sources of bias are discussed below).

2.2. Observations and data reduction

For the “comparison sample”, spectra of S/N between 150 and 350 were obtained using the CORALIE high-resolution spectrograph ($R \equiv \Delta\lambda/\lambda \sim 50\,000$), at the Swiss 1.2-m Euler Swiss Telescope (La Silla, Chile) in 2000 mid November. The spectra were reduced using IRAF² tools, and the equivalent widths were measured by fitting a Gaussian function to each of the lines using the “k” key within `splot`.

Some planet host stars were also observed with CORALIE (adding a few objects to the study presented in Paper I), some of them with no previous spectroscopic abundance determinations (see Table 2). Observations of some stars with planets were also complemented with spectra of $S/N \sim 300$ taken with the FEROS spectrograph ($R \sim 48\,000$), at the ESO 1.52 m Telescope (La Silla), during the nights of 2000 November 8 and 9. The UES spectrograph ($R \sim 55\,000$) at the 4 m WHT

² IRAF is distributed by National Optical Astronomy Observatories, operated by the Association of Universities for Research in Astronomy, Inc., under contract with the National Science Foundation, USA.

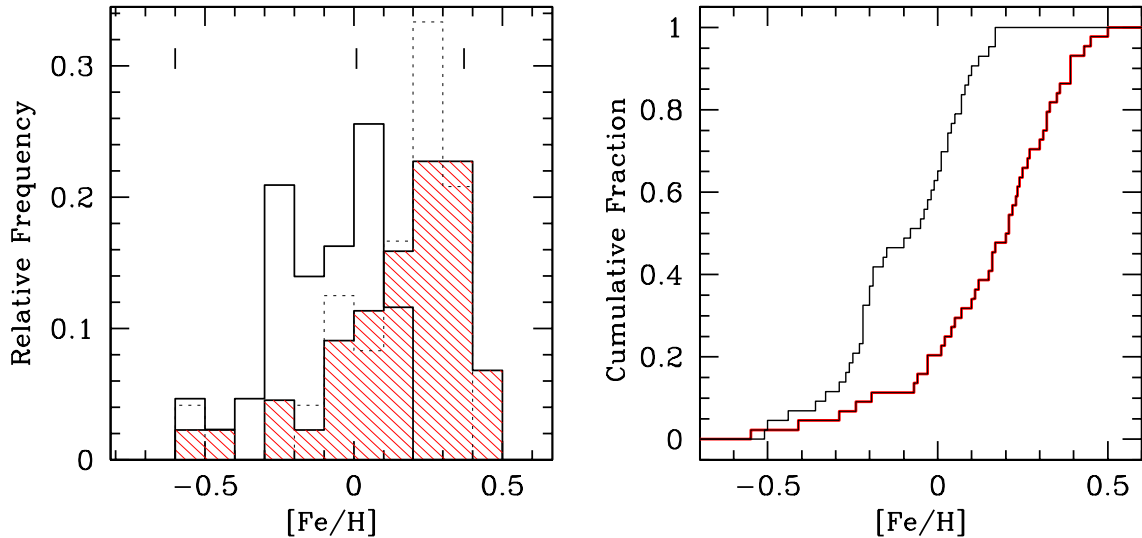


Fig. 1. *Left:* distribution of stars with planets (shaded histogram) compared with the distribution of field dwarfs presented in this paper (empty histogram). The dashed histogram represents the planet host sample if we consider only stars forming part of the CORALIE survey (see text for details). The vertical lines represent stars with brown dwarf candidate companions having minimum masses between 10 and 20 M_{Jup} . *Right:* The cumulative functions of both samples. A Kolmogorov–Smirnov test shows the probability of the stars’ being part of the same sample is around 10^{-7} .

(La Palma, Canary Islands) was also used to obtain a spectrum for the planet host star HD 190228.

2.3. Spectroscopic analysis

The technique used has already been described extensively in Paper I. Abundances and atmospheric parameters were determined using a standard local thermodynamic equilibrium (LTE) analysis with a revised version of the line abundance code MOOG (Snedden 1973), and a grid of Kurucz (1993) ATLAS9 atmospheres. As in Paper I, we used a set of iron lines taken from the list of Gonzalez & Laws (2000). Here, we added one more Fe II line (the 5991 Å presented in Gonzalez et al. 2001) and we excluded the previously used Fe II line at 6432 Å line, because it was giving systematically low values for most stars.

The atmospheric parameters were obtained from the Fe I and Fe II lines by iterating until the correlation coefficients between $\log \epsilon(\text{Fe I})$ and χ_l , and between $\log \epsilon(\text{Fe I})$ and $\log (W_\lambda/\lambda)$ were zero, and the mean abundance given by Fe I and Fe II lines were the same. This procedure gives very good results since the set of Fe I lines has a very wide range of excitation potentials. We used $\log \epsilon_\odot(\text{Fe}) = 7.47$.

The complete results obtained for the comparison sample are presented in Table 1. The errors in T_{eff} , $\log g$, ξ_t and $[\text{Fe}/\text{H}]$ for a typical measure are of the order of 50 K, 0.15 dex, 0.10 dex, and 0.06 dex respectively. The number of lines used for each star, and the dispersions for Fe I and Fe II lines are also tabulated. The masses were determined from theoretical isochrones of Schaller et al. (1992), Schaerer et al. (1992) and Schaerer et al. (1993), using M_V computed from Hipparcos parallaxes and T_{eff} obtained

from spectroscopy³. Only for HD 222237 we do not present a mass, given the high error in its determination.

In Table 2 we present our results of the spectroscopic analysis for stars with low mass companions for which we have obtained spectra. Also included are the objects already presented in Paper I and Santos et al. (2001), since the values were revised; the differences are always perfectly within the uncertainties (usually lower than 0.02 dex for $[\text{Fe}/\text{H}]$). Errors in the parameters were computed as described in Paper I.

For a few stars in our sample we had both CORALIE and FEROS spectra. No important systematics are evident in the results from the two spectrographs (due to errors in flatfields or background subtraction), and we simply used a mean value of the results.

We compared our $[\text{Fe}/\text{H}]$ determinations for the eight stars presented in this paper in common with the studies of Gonzalez et al. (1999), Gonzalez & Laws (2000), and Gonzalez et al. (2001) to look for any possible systematics. The stars and $[\text{Fe}/\text{H}]$ obtained by these authors are HD 1237 (0.16), HD 16141 (0.15), HD 17051 (0.19), HD 38529 (0.37), HD 52265 (0.27), HD 75289 (0.28), HD 210277 (0.24) and HD 217107 (0.36). The comparison shows that the formal mean difference in $[\text{Fe}/\text{H}]$ obtained by these authors and from the present work is virtually 0.00 dex; the rms of the differences is ~ 0.01 dex. The atmospheric parameters for these stars are also usually the same within the errors. We thus conclude that we can include their determinations for stars with planets in our analysis (as expected since our studies were similar in all aspects to theirs) without introducing any systematics, thus increasing the number of available planetary host

³ The errors in mass represent simply formal errors, computed using the uncertainties in T_{eff} and M_V .

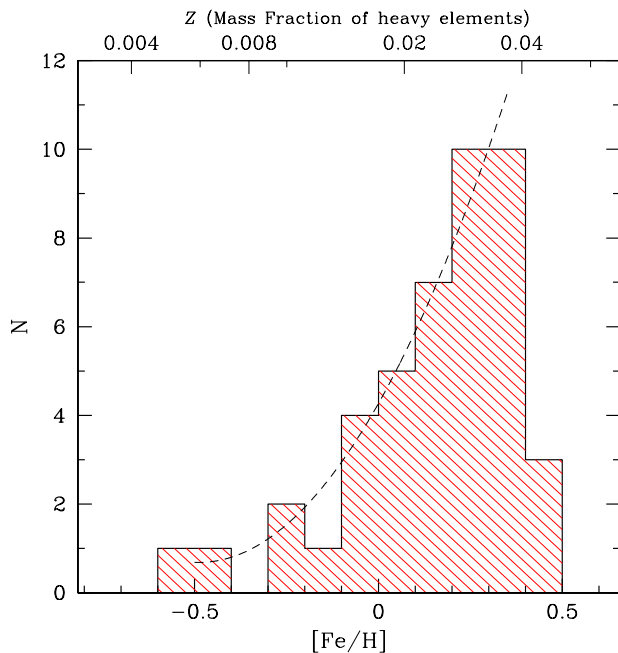


Fig. 2. The shape of the distribution of metallicities for stars with planets increases with $[\text{Fe}/\text{H}]$. This represents also an increase with Z , the mass fraction of heavy elements.

candidates used in the current study. The list of stars with planets whose determinations were made by other authors is presented in Table 3.

3. The metallicity distributions

In Fig. 1 we present the $[\text{Fe}/\text{H}]$ distributions of both samples described above. For the stars with planets we included both the objects presented in Tables 2 and 3. As is clear from the plot, stars with planets are significantly more metal rich than field stars without giant planet companions. While the stars-with-planets sample has a mean metallicity of $+0.15 \pm 0.23$ the mean $[\text{Fe}/\text{H}]$ for the field star sample is -0.10 ± 0.18 (here the errors represent the rms around the mean $[\text{Fe}/\text{H}]$). A Kolmogorov–Smirnov test (Fig. 1, right) shows that the probability that both samples belong to the same population is about $\sim 10^{-7}$.

At this point it is important to discuss possible sources of bias. Is the star-with-planet sample completely unbiased? If we make the same plot using only the stars forming part of the CORALIE sample⁴ (from which the comparison stars were taken), the result is exactly the same (dotted histogram in Fig. 1): the same general shape and difference is found. In fact, this result cannot be related to a selection bias since, as discussed above, the most important planet search programmes make use of

⁴ These include HD 1237, HD 6434, HD 13445, HD 16141, HD 17051, HD 19994, HD 22049, HD 28185, HD 52265, HD 75289, HD 82943, HD 83443, HD 92788, HD 108147, HD 121504, HD 130322, HD 134987, HD 168443, HD 168746, HD 169830, HD 192263, HD 210277, HD 217107 and HD 222582.

volume-limited samples of stars. The only exception is BD–10 3166 (Butler et al. 2000), chosen for its high metallicity. This star was not included in our analysis. It is worthy of note that the five planet-host stars that were included in our volume-limited sample (HD 1237, HD 13445, HD 17051, HD 22049 and HD 217107) have a mean $[\text{Fe}/\text{H}]$ of $+0.10$.

No important systematics are expected concerning the magnitudes of the objects. On the one hand, for a given colour higher $[\text{Fe}/\text{H}]$ stars are more luminous. Also, higher metallicity implies more and deeper lines, and thus a more precise determination of the velocity. But a star with more metals is also, for a given mass, cooler and fainter. For example, doubling the metallicity of the Sun (i.e. increasing $[\text{Fe}/\text{H}]$ to ~ 0.30) would make its temperature decrease by more than 150 K, and its luminosity by a factor of ~ 1.2 (Schaller et al. 1992; Schaerer et al. 1993). As we shall see below, for the mass intervals for which we have a good representation of both samples, stars with planets are always significantly more metal-rich. Furthermore, at least in the CORALIE survey, exposure times are computed in order to have a photon-noise error at least as low as the instrumental errors.

Given the uniformity of the study, we may conclude that the plot in Fig. 1 represents a proof that the stars now observed with giant planets are, on average, more metal-rich than field stars. For the record, it is also interesting to verify that the mean value of $[\text{Fe}/\text{H}]$ obtained by Favata et al. (1997) for their volume-limited sample of G-dwarfs is -0.12 , which means that there are almost no systematics between the method used by these authors and that used for the current study.

Also remarkable in Fig. 1 is the interesting position of the three low-mass ($10 M_{\text{Jup}} < M \sin i < 20 M_{\text{Jup}}$) brown-dwarf candidates. Although it is too early to arrive at any firm conclusions, the position of one of them (HD 202206), with $[\text{Fe}/\text{H}] = +0.37$ is strongly suggestive of a common origin with the lower-mass planets. On the opposite side of the distribution there is HD 114762 ($[\text{Fe}/\text{H}] = -0.60$), the most metal-poor object among all those studied in this paper. This “dispersion” might be interpreted as a sign that the frontier between brown dwarfs and massive giant planets is very tenuous (and probably overlaps) with regard to the mass limit; we are possibly looking at results of different formation processes (e.g. Boss 2000).

4. How to explain it?

The problem concerning the significance of the high-metallicity trend observed for stars with planets being “solved”, our enquiry is turned to the cause of these differences and to the implications this result might have for planetary system formation and evolution scenarios.

4.1. Comparing the distributions

One very interesting feature of the distribution of stars with planets is well illustrated in Fig. 2. The shape of

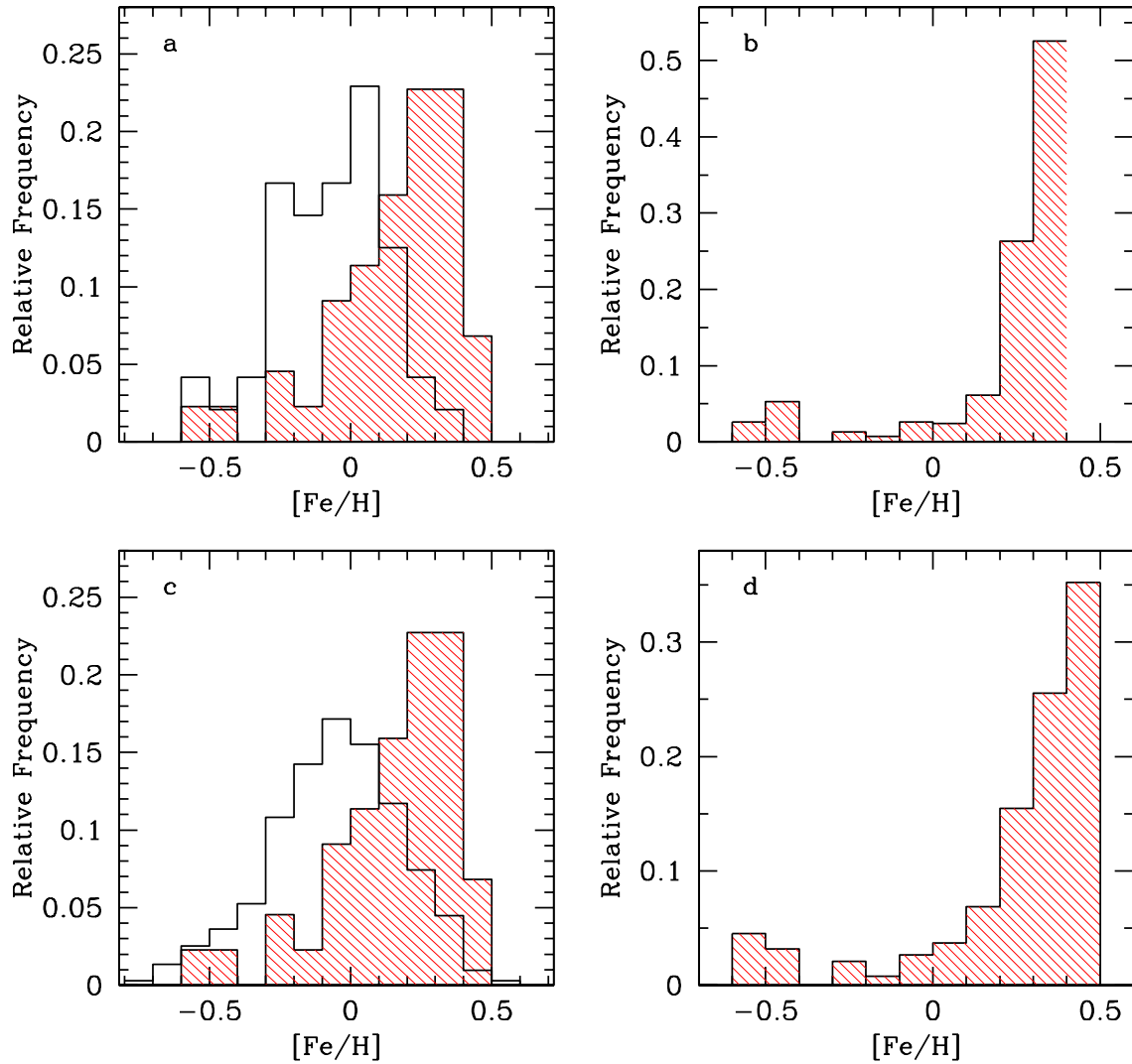


Fig. 3. Panel **a**): Metallicity distribution of stars with planets (dashed histogram) compared with the distribution of a volume limited sample of field dwarfs (empty histogram) – see text for more details; panel **b**): correcting the distribution of stars with planets from the same distribution for stars in the volume-limited sample results in a even more steep rise of the planet host star distribution as a function of $[\text{Fe}/\text{H}]$. Note that the last bin in the planet distribution has no counterpart in the field star distribution; panel **c**): same as **a**) but for a field distribution computed using a calibration of the CORALIE cross-correlation dip to obtain the metallicity for ~ 1000 stars; panel **d**): same as **b**) when correcting from the field distribution presented in **c**).

this distribution is well described by a quadratic rising with $[\text{Fe}/\text{H}]$ (up to $[\text{Fe}/\text{H}] \sim +0.35$ – dashed curve in the diagram). In other words, the distribution is rising with Z (the mass fraction of heavy elements) up to a value of 0.04, falling then abruptly. This sharp cut-off in the distribution of stars with planets is probably due to the fact that we may be looking at a limit on the metallicity of the stars in the solar neighbourhood.

Clearly, the rise is expected if we consider that the probability of forming planets is proportional to the metallicity content. In one sense, an increase in the number of dust particles (N) in the young disc will increase the probability of a shock by N^2 . The rate of formation of planetesimals, and thus the probability of creating a planet core with sufficient mass to accrete gas from the disc before it

disappears, will increase quadratically with Z (considering that there is a linear relation between these two variables).

But this model is probably too simple. Other, more complicated mechanisms intervene, however, such as the fact that an increase in $[\text{Fe}/\text{H}]$ will also probably increase the opacity of the disc, changing its physical conditions (e.g. Schmidt et al. 1997), such as the accretion rate or its vertical structure. The current result may be used in exactly this way in constraining these mechanisms.

On the other hand, the distribution of $[\text{Fe}/\text{H}]$ in a volume-limited sample of stars (with and without planet hosts) apparently decreases with increasing $[\text{Fe}/\text{H}]$ for $[\text{Fe}/\text{H}] > 0.0$ (e.g. Favata et al. 1997). Taking this effect into account would result in an even steeper rise of the relative frequency of stars with planets with the metallicity.

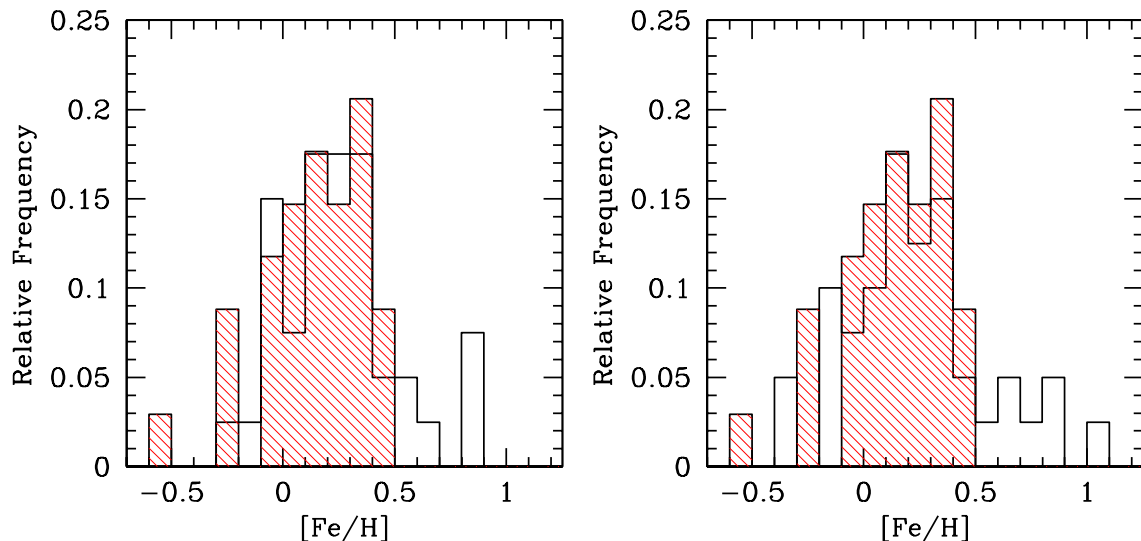


Fig. 4. Distribution for the field star sample (empty histogram) if we add 15 earth masses of iron (left) or a quantity of iron proportional to Z (right) – in the latter case, $0.003 \times Z$. The distributions peak at about the same value as the distribution of stars with planets (dashed histogram), but have completely distinct forms and extents in $[\text{Fe}/\text{H}]$. See the text for more details.

This is exactly what we can see from Fig. 3. In panels (a) and (c) we present a comparison between the $[\text{Fe}/\text{H}]$ distribution of stars with planets (shaded bars) and the same distribution for two volume-limited samples of dwarfs (empty bars). The volume-limited distribution in panel (a) was taken from this paper (objects presented in Table 1 plus the five stars with planets making part of our volume limited sample – see Sect. 2.1 for details). For panel (c), the distribution represents the metallicities of about 1000 stars in the CORALIE planet-search sample as determined from a calibration of the CORALIE cross-correlation function surface (Santos et al., in preparation)⁵. Since these two field star distributions represent the actual distribution of metallicities in the solar neighborhood (within statistical errors), we can use them to estimate the “real” percentage of stars with planets for each metallicity bin that we would find if the metallicity distribution of field stars was “flat” – panels (b) and (d). As we can see from these plots, there is a steep rise of the percentage of stars with planets with $[\text{Fe}/\text{H}]$ (we will concentrate on panel (d) given that it presents better statistics than panel (b)). Actually, the plot shows that more than 75% of the stars with planets would have $[\text{Fe}/\text{H}] > +0.2$ dex. But even more striking is the fact that $\sim 85\%$ of the surface of the distribution falls in the region

⁵ The cross-correlation dip can be seen as an average spectral line; as shown by Mayor (1980) and Pont (1997) its surface is well correlated with $[\text{Fe}/\text{H}]$ and $(B - V)$. A calibration of its surface with these two variables can in fact be used to obtain in a very simple way precise metallicity estimates, at least in a statistical sense. In this particular case, the calibration used to construct this “comparison” sample uses as “calibrators” the stars presented in Tables 1 and 2, and thus the results are in the same $[\text{Fe}/\text{H}]$ scale as our spectroscopic values. The precision of the calibration is remarkable (rms ~ 0.01 dex). The resulting distribution is quite symmetric, and peaks at ~ -0.05 dex.

of $[\text{Fe}/\text{H}] > 0.0$. Although this is a preliminary result, the plots leave no doubts about the strong significance of the increase in the frequency of known planetary systems found with the metallicity content of their host stars.

We note that for the low metallicity tail of the distribution, this result is based on relatively poor statistics. The small relative number of stars with planets found with low $[\text{Fe}/\text{H}]$ values is, however, perfectly consistent with recent studies that failed to find any planetary host companions amid the stars in the metal-poor globular cluster 47 Tuc (Gilliland et al. 2000).

4.2. A simple “pollution” model

We tried to determine whether it would be possible to obtain a metallicity distribution for the stars without planets similar to that of stars with extrasolar planets by simply adding material to their convective envelopes. To make this simple model, we computed the convective zone mass for each star using Eqs. (5) and (6) of Murray et al. (2001) – metallicity-dependent relations for $M < 1.2 M_{\odot}$; only stars in this mass range were used, since the comparison sample is not complete for higher masses. We are supposing that the “pollution”, if significant, has taken place after the star reaches the ZAMS. As discussed in Paper I, if we consider the pollution to occur in a pre-main-sequence phase, higher quantities of material would be needed, since the convection envelope masses are bigger (D’Antona & Mazzitelli 1994). In fact, recent results show that gas-disc lifetimes can be higher than previously thought (up to 20 Myr – Thi et al. 2001), and thus we can probably expect significant pollution when the star is already on the main sequence.

Two models were then constructed: the first was built on the supposition that the quantity of material falling into the star is the same for all the objects. A second, and

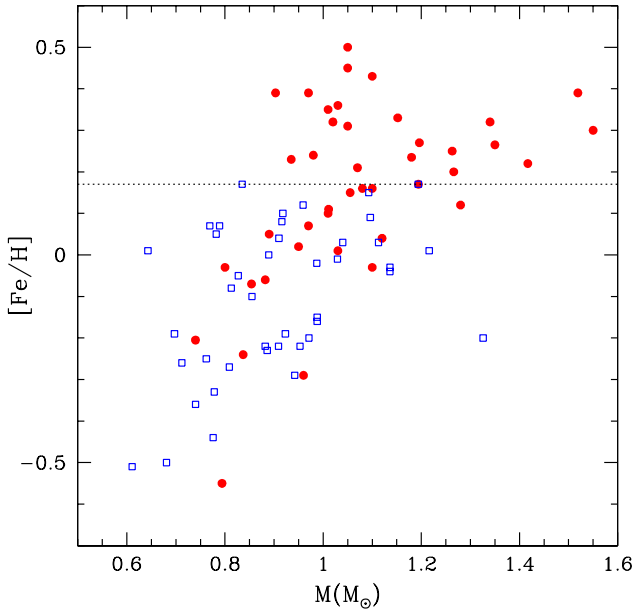


Fig. 5. A plot of $[\text{Fe}/\text{H}]$ as a function of mass for planet host stars (filled circles) and “comparison” stars (open squares). The line represents the upper limit for the field star $[\text{Fe}/\text{H}]$. See text for more details.

possibly more realistic model, considered the pollution to be proportional to Z . The quantity of “added material” was chosen so that the distributions (stars with and without planets) peak at about the same value of $[\text{Fe}/\text{H}]$.

The results are shown in Fig. 4 (open bars), compared with the results obtained for stars with planets within the same mass regime. As we can see, the shape of the planet sample, particularly the sharp cutoff at high metallicity, is not correctly obtained for any of the models. The resulting samples are more symmetric, but most of all, in both models there are always a few points that end up with extremely high metallicities (>0.8 dex). This is particularly unpleasant, since the inclusion of higher-mass stars (such as some of the observed exoplanet hosts) would even boost some bins to higher values, given that the mass of the convection zone is supposed to be lower. As discussed by Murray et al. (2001), however, Li and Be observations suggest that the total “mixing” mass increases after $1.2 M_{\odot}$, eventually reducing this problem. Note also that the strong cut-off in $[\text{Fe}/\text{H}]$ for the planet host star sample remains, even though this time we have not included stars with $M > 1.2 M_{\odot}$. This shape is not at all reproduced by our computations.

We caution, however, that we are using very simple models to make this calculation. The inclusion of more parameters, such as a time- or disc-mass-dependent accretion (which might be related to the stellar mass), or a mass-dependent size of the central disc hole (e.g. Udry et al. 2001), might modify the results. In any case, we have shown that a simple “pollution” model cannot explain the observations.

4.3. The mass dependence

It has been suggested (Laughlin & Adams 1997) that if the pollution scenario is correct one would be able to see a trend of $[\text{Fe}/\text{H}]$ with stellar mass, since the high-mass stars have tiny convective envelopes, and thus a higher probability of having a noticeable increase in $[\text{Fe}/\text{H}]$ (here we have chosen stellar mass and not the mass of the convective shell, since if the pollution scenario is correct, the original mass for the convection zone for the stars with planets would not be correctly calculated). In Fig. 5 we present such a plot.

There are three features in the plot that deserve a comment. First, the region for $M \geq 1.2 M_{\odot}$ has a very low number of stars without planets. This is because in a volume-limited sample of stars, there are very few dwarfs in this mass regime (the IMF decreases with mass). However, these stars are bright, and thus easier targets for planet searches, which explains the high number of planetary candidates in this region. On the other hand, for masses $M \leq 0.8 M_{\odot}$, we see the opposite effect: stars are fainter, and thus difficult targets for planet searches, but are more numerous in a volume-limited sample. There are probably, however, two more biases in the diagram. In fact, the comparison sample was cut in $(B - V)$. For a given temperature, a higher-metallicity star also has higher mass. Thus, stars in the upper part of the diagram (more metal-rich) are moved to the righthand side relative to stars in the lower part. For a fixed T_{eff} , 0.2 dex in metallicity imply $\sim 0.05 M_{\odot}$. On the other hand, if we take a given volume-limited sample of dwarfs, lower-mass dwarfs tend to be older than high-mass dwarfs; in proportion there are thus fewer metal-rich dwarfs in the “high”-mass region of the plot. These facts might explain the lack of stars with planetary companions presenting $M \geq 1.2 M_{\odot}$ and low $[\text{Fe}/\text{H}]$.

In any case, the most striking thing in the diagram is the fact that all comparison stars have $[\text{Fe}/\text{H}] \leq 0.17$ dex, while about 55% of stars with planets have metallicity above that value. Furthermore, contrary to former studies (Laughlin 2000) this diagram does not suggest that the metallicity of the upper envelope of stars with planets is increasing with stellar mass. This point renders unlikely the possibility that the high metallicity of these stars is due to pollution. As discussed above, however, for stellar masses higher than $\sim 1.2 M_{\odot}$, the total “mixing” mass may increase. This may explain to some extent the lower value of the upper envelope of $[\text{Fe}/\text{H}]$ for masses above this limit, but it is not certain that it is enough to explain the difference. An extension of our comparison sample for stars with $M > 1.2 M_{\odot}$ would be very useful.

As mentioned, our results and interpretations are opposed to those presented by Laughlin (2000), who used photometric indices to compute the metallicities for a sample of stars with planets, and for a large volume-limited sample of dwarfs used as “comparison”. We believe that there are two important reasons for the difference. First, the trend he finds in $[\text{Fe}/\text{H}]$ vs. stellar mass is mainly

Table 4. Planetary and orbital parameters used in Figs. 6 and 7. Stars with multiple companions are not included. The values were compiled from the literature.

HD number	Star	$M \sin i$ (M_{Jup})	Period (days)	a (AU)	e
1237	GJ 3021	3.51	133.7	0.494	0.51
6434	HD 6434	0.48	22.1	0.15	0.295
10697	109 Psc	6.60	1072	2.12	0.12
12661	HD 12661	2.93	264.0	0.789	0.33
13445	Gl 86	3.77	15.8	0.11	0.04
16141	HD 16141	0.23	75.8	0.35	0.28
17051	ι Hor	2.36	311.3	0.93	0.22
19994	HD 19994	1.88	454.2	1.23	0.2
22049	ϵ Eri	0.84	2518	3.4	0.6
28185	HD 28185	5.6	385	1.0	0.06
37124	HD 37124	1.04	154.8	0.55	0.31
38529	HD 38529	0.81	14.3	0.129	0.27
46375	HD 46375	0.26	3.02	0.041	0.02
52265	HD 52265	1.08	119.2	0.5	0.35
75289	HD 75289	0.44	3.48	0.04	0.065
75732A	55 Cnc	0.82	14.66	0.12	0.03
80606	HD 80606	3.51	111.8	0.44	0.93
89744	HD 89744	7.54	265.0	0.91	0.7
92788	HD 92788	3.77	340.8	0.97	0.36
95128	47 UMa	2.57	1084	2.1	0.13
108147	HD 108147	0.35	11.05	0.10	0.57
117176	70 Vir	7.75	116.7	0.48	0.4
120136	τ Boo	4.29	3.31	0.047	0.02
121504	HD 121504	0.89	64.62	0.32	0.13
130322	HD 130322	1.04	10.72	0.088	0.044
134987	23 Lib	1.57	259.6	0.81	0.24
143761	ρ CrB	1.15	39.6	0.23	0.07
145675	14 Her	5.65	1650	2.84	0.37
168746	HD 168746	0.25	6.41	0.066	0.00
169830	HD 169830	3.04	229.9	0.82	0.35
177830	HD 177830	1.26	391.6	1.1	0.41
186427	16 Cyg B	1.75	804.4	1.61	0.67
187123	HD 187123	0.60	3.10	0.042	0.01
190228	HD 190228	5.03	1161	2.3	0.5
192263	HD 192263	0.75	24.13	0.15	0.00
209458	HD 209458	0.68	3.52	0.047	0.00
210277	HD 210277	1.31	435.6	1.09	0.34
217014	51 Peg	0.47	4.23	0.05	0.00
217107	HD 217107	1.34	7.11	0.071	0.14
222582	HD 222582	5.44	575.9	1.35	0.71

due to the few “low”-[Fe/H] planet host stars having $M < 1 M_{\odot}$. On the other hand, in his plot there are a few very high metallicity “comparison” stars in the region of $M < 1.1 M_{\odot}$. If we believe in the results presented in this paper, the probability that these stars harbour planets is very high. His sample might in fact be biased by the presence of planet host stars in his “comparison” sample.

If we concentrate on the mass interval for which we have both stars with planets and comparison stars (region with $1.2 M_{\odot} > M > 0.7 M_{\odot}$), we obtain a mean [Fe/H] = +0.13 for the star with planet sample, and -0.08 for the comparison star sample. This makes a difference of about

0.21 dex, for a mean stellar mass of $0.95 M_{\odot}$. To pollute the convective envelope of a $0.95 M_{\odot}$ star containing about $0.04 M_{\odot}$ in the convection zone (D’Antona & Mazzitelli 1994) in order to obtain the observed difference, one would need about 10 earth masses of pure iron. Considering the composition of C1 chondrites, this would mean ~ 5 times more in silicate material, a value that seems excessively high. The addition of giant planets, also very rich in gas, would need even more material. For example, the addition of Jupiter to the present-day Sun would only be able to increase its metallicity by ~ 0.05 dex, while adding two Jupiters would increase 0.08 dex (e.g. Gonzalez 1998). We are supposing here that Jupiter has a rocky core, which is not necessarily true (Guillot 1999).

Murray et al. (2001) have reported evidence that all stars in the solar neighbourhood have accreted about 0.4 Earth masses of iron, suggesting that “terrestrial-type material is common around solar type stars”. This seems to be particularly evident in the objects with $M > 1.3\text{--}1.4 M_{\odot}$, which is in accordance with expectations (Laughlin et al. 1997). If confirmed, and as discussed by these authors, this result further stresses the difficulty of obtaining the [Fe/H] differences we observe considering a pollution model: 0.4 Earth masses of iron are definitely not able to explain the observed differences between stars with planets and stars “without” planets.

4.4. Using evolved stars as a test

One other interesting note can be added by looking at the “star-with-planet” sample. If the pollution scenario were correct, we would expect evolved stars (sub-giants) having planetary companions to have lower metallicities than their dwarf counterparts, since the convection envelope increases in mass as the star evolves off the main sequence (Sackmann et al. 1993), diluting its metallicity content.

There are eight stars in Tables 2 and 3 having spectroscopic $\log g$ values below ~ 4.10 dex (probably already slightly evolving away from the main sequence): HD 10697 (3.96), HD 38529 (4.01), HD 117176 (3.90), HD 143761 (4.10), HD 168443 (4.10), HD 169830 (4.04), HD 177830 (3.32) and HD 190228 (4.02). If we compute the mean [Fe/H] we obtain a value of $+0.08 \pm 0.25$ (with values going from -0.29 to +0.39), only slightly lower than the value of $+0.15 \pm 0.22$ for the sample comprising only stars with $\log g > 4.10$ (values going from -0.55 to +0.50). As mentioned also by Gonzalez et al. (2001), this is even more striking when we notice that the higher-metallicity star in this “low $\log g$ ” sample (HD 177830) is that having the lower surface gravity.

5. Metallicity and orbital parameters

Given that we already have more than 40 extrasolar planets with high-precision metallicity determinations, we can start to think about looking for possible trends in [Fe/H] with planetary mass, semi-major axis or period, and eccentricity.

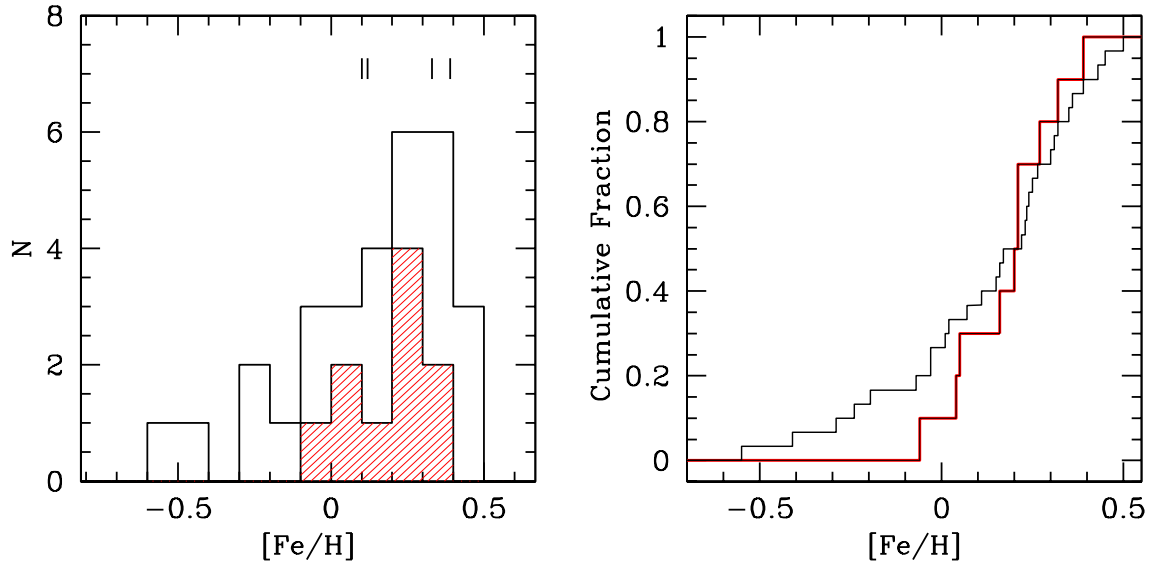


Fig. 6. *Left:* distribution of $[\text{Fe}/\text{H}]$ for stars with planets orbiting with semi-major axes lower than 0.1 AU (shaded histogram), and with semi-major axes greater than 0.1 AU (open histogram). The vertical lines denote stars with more than one planetary-mass companion. *Right:* cumulative fraction of the $[\text{Fe}/\text{H}]$ distribution for the long (thin line) and short (thick line) period systems. Although some trend is suggested regarding a possible higher metallicity for the stars with short period planets, a Kolmogorov–Smirnov test gives a probability of ~ 0.7 , which is not significant.

Gonzalez (1998) and Queloz et al. (2000) have suggested that stars with short-period planets (i.e. small semi-major axes) may be particularly metal-rich, even amongst the planetary hosts. The number of planets that were known by that time was, however, not enough to arrive at a definitive conclusion. Here we revisit that discussion with much better statistics.

In Fig. 6 we present a plot of the distribution of planets for two orbital “radius” regimes: stars with planets orbiting with semi-major axes lower than 0.1 AU (shaded histogram), and with semi-major axes greater than 0.1 AU (open histogram). The values were taken from Table 4. Stars with multiple companions are denoted by the vertical lines and were not included in the histograms. These include, among the stars for which we have $[\text{Fe}/\text{H}]$ values available, the multiple systems around ν And (Butler et al. 1999), HD 83443 (Mayor et al. 2001a), HD 168443 (Udry et al. 2001), and HD 82943 (Mayor et al. 2001b).

Some trend can be seen in the plot (right panel) suggesting that stars with short period planets might be more metal-rich than their long-period counterparts. A Kolmogorov–Smirnov test, however, gives a probability that both distributions make up part of the same sample of $\sim 75\%$. We have tried to make the plot using different limits of the semi-major axes; no further conclusions can be drawn. It is interesting to note that one of the longest-period planets discovered up to now (around the star 14 Her) has a value of $[\text{Fe}/\text{H}] = +0.50$.

Similar conclusions are drawn respecting the eccentricity or the companion mass (Fig. 7). The current results do not suggest any clear difference in $[\text{Fe}/\text{H}]$ between high- and low-mass/eccentricity planets. If there is some trend, then more data (and probably even more

precise abundances) are needed to permit conclusions. In the same way, no conclusions are possible regarding the position of the planetary systems in the plot (Fig. 6).

6. Concluding remarks

We have presented for the first time a uniform and unbiased comparison between the metallicity distributions of a sample of stars with planets and a sample of stars “without” planets. The main results can be summarized as follows:

- The currently known stars with planets are substantially metal-rich when compared with non-planetary host dwarfs. The mean difference in $[\text{Fe}/\text{H}]$ is ~ 0.25 dex and is clearly significant.
- The shape of the metallicity distribution of stars with planets has a very clear rise with $[\text{Fe}/\text{H}]$, i.e. with Z , the mass fraction of heavy elements. This result, although still based upon “only” 44 objects, may help put constraints on the models and conditions leading to giant-planet formation.
- The clear cut-off seen for the star-with-planet distribution at $[\text{Fe}/\text{H}] \geq +0.5$ may be interpreted as a “limit” for the metallicity of solar-type dwarf stars in the solar neighbourhood; it is very difficult to explain it in terms of a convective envelope “pollution” scenario.
- The metallicity of stars with planets cannot be explained by a simple “pollution” model. The differences in $[\text{Fe}/\text{H}]$ between stars with planets and field stars does not seem to be explained by such mechanisms, but needs an original (cloud) metallicity “excess”. Otherwise huge quantities of iron-rich material would have to be engulfed, which is not easy to explain

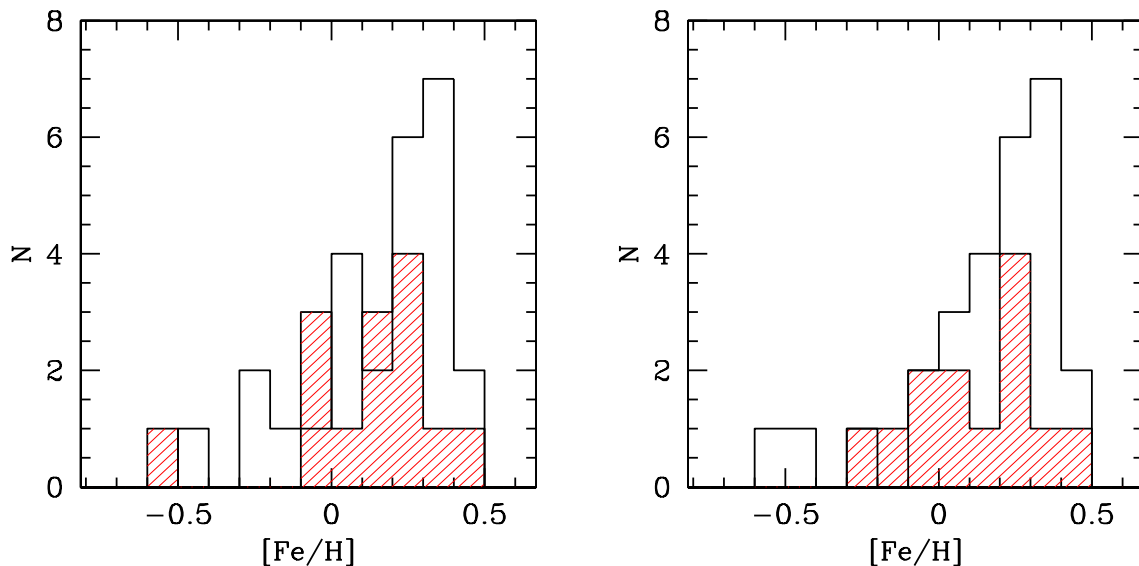


Fig. 7. *Left:* distribution of $[Fe/H]$ for stars with planets having masses lower than $1 M_{\text{Jup}}$ (shaded histogram), and greater than $1 M_{\text{Jup}}$ (open histogram). *Right:* Similar to the left panel, but for eccentricity (limit at 0.1). In both cases, a Kolmogorov-Smirnov test results in a non-significant probability of being two different populations.

in face of the current observations. Our results do not rule out, however, planet accretion as an ongoing process in the early stages of planetary formation (during which the convective envelopes are more massive).

- An analysis of the planetary orbital parameters does not reveal any clear trends with $[Fe/H]$. This point might give further support to the “primordial” origin of the high metallicity of stars with planets (e.g. Gonzalez 1998; Del Popolo et al. 2001). On the other hand, we cannot exclude the possibility that some trend may appear in the future, e.g. when some real solar system analogues are found.

The current result concerning the high metallicity of stars with planets may represent the simple fact that the higher the metallicity of the star, the higher will be the probability that planet formation will occur.

Recently, Israelian et al. (2001) have discovered that the planet host star HD 82943 has ${}^6\text{Li}$ in its atmosphere. This discovery is interpreted as evidence of the infall of a planet into the star, most probably by planet disruption (Rasio & Ford 1996). As discussed by the authors, however, the high $[Fe/H]$ value of this star is not necessarily related to the infall of a planet, as this would not be able to enhance the $[Fe/H]$ value by more than a few hundredths of a dex. This is exactly what was found for the pair 16 Cyg A and B (Laws & Gonzalez 2001).

In fact, the present results do not exclude the possibility that pollution may play a role (eventually important in some cases, such as for the most massive dwarfs), but rather that it is not the key process leading to the observed high metallicity of the planet host stars. Recent work by Murray et al. (2001) supports the idea that pollution, on a small scale, is very common among the stars of the solar neighbourhood. If confirmed, however, this result does

not change in any way the conclusions of this paper, since their models predict “pollution” of the order of 0.4 Earth masses of iron, only noticeable in stars with $M > 1.5 M_{\odot}$.

One remarkable point that became evident from the current work is the fact that our Sun occupies a “modest” position in the low $[Fe/H]$ tail of the metallicity distribution of stars with planets. A look at the orbital parameters in Table 4, however, tells us that, to date, no “real” Solar System analogs were found. This lead us to speculate about possible different formation histories for these systems. Note, however, that we cannot draw any conclusions until other Solar System analogs are found.

The future addition of more stars in both samples studied here, and the detailed analysis of other chemical elements (in particular the light elements Li, Be and B) are of particular interest for the future, both to consolidate current results, and to understand better the multitude of different planetary systems known today. The direct comparison of other elemental abundances (e.g. α -elements, C, or O) between stars with planets and “single” field dwarfs will, on the other hand, not be an easy task given the apparent lack of stars with high $[Fe/H]$ having no giant planet companions. Meanwhile, we expect that theoretical models of disc evolution and (giant) planetary formation will be constructed to explain in a detailed way the physics beyond the current results.

Acknowledgements. We wish to thank the Swiss National Science Foundation (FNSRS) for the continuous support for this project. We would also like to thank Nami Mowlavi for help computing masses for the stars, and to Terry Mahoney for the useful english comments. Support from Fundação para a Ciência e Tecnologia, Portugal, to N.C.S. in the form of a scholarship is gratefully acknowledged.

References

- Boss, A. P. 2000, *ApJ*, 536, L101
- Butler, R. P., et al. 2001, *ApJ*, submitted
- Butler, R. P., Vogt, S. S., Marcy, G. W., et al. 2000, *ApJ*, 545, 504
- Butler, R. P., Marcy, G., Fisher, D., et al. 1999, *ApJ*, 526, 916
- Butler, R. P., Marcy, G., Vogt, S., & Apps, K. 1998, *PASP*, 110, 1389
- Butler, R. P., Marcy, G. W., Williams, E., et al. 1997, *ApJ*, 474, L115
- Butler, R. P., & Marcy, G. W. 1996, *ApJ*, 464, L153
- Cochran, W., Hatzes, A., Butler, R. P., et al. 1997, *ApJ*, 483, 457
- D'Antona, F., & Mazzitelli, I. 1994, *ApJS*, 90, 467
- Delfosse, X., Forveille, T., Mayor, M., et al. 1998, *A&A*, 338, L67
- Del Popolo, A., Gambera, M., & Nihal Ercan, E. 2001, *MNRAS*, in press
- ESA, 1997, The HIPPARCOS and TYCHO catalogue, ESA-SP 1200
- Favata, F., Micela, G., & Sciortino, S. 1997, *A&A*, 323, 809
- Fischer, D., Marcy, G. W., Butler, R. P., et al. 2000, *ApJ*, submitted
- Fischer, D., Marcy, G. W., Butler, R. P., et al. 1999, *PASP*, 111, 50
- Gilliland, R. L., Brown, T. M., Guhathakurta, P., et al. 2000, *ApJ*, 545, L47
- Goldreich, P., & Tremaine, S. 1980, *ApJ*, 241, 425
- Gonzalez, G., Laws, C., Tyagi, S., & Reddy, B. E. 2001, *AJ*, 121, 432
- Gonzalez, G., & Laws, C. 2000, *AJ*, 119, 390
- Gonzalez, G., Wallerstein, G., & Saar, S. 1999, *ApJL*, 511, 111
- Gonzalez, G. 1998, *A&A*, 334, 221
- Gonzalez, G., & Vanture, A. D. 1998, *A&A*, 339, L29
- Gonzalez, G. 1997, *MNRAS*, 285, 403
- Guillot, T. 1999, *Science*, 286, 72
- Hatzes, A. P., Cochran, W. D., McArthur, B., et al. 2000, *ApJL*, 544, 145
- Henry, G. W., Marcy, G. W., Butler, R. P., & Vogt, S. 2000, *ApJ*, 529, L41
- Israeli, G., Santos, N. C., Mayor, M., & Rebolo, R. 2001, *Nature*, 411, 163
- Korzennik, S. G., Brown, T. M., Fisher, D. A., et al. 2000, *ApJ*, 533, L147
- Kürster, M., Endl, M., Els, S., et al. 2000, *A&A*, 53, L33
- Kurucz, R. L. 1993, CD-ROMs, ATLAS9 Stellar Atmospheres Programs and 2 km s⁻¹ Grid (Cambridge: Smithsonian Astrophys. Obs.)
- Latham, D. W., Stephanik, R. P., Mazeh, T., & Mayor, M. 1989, *Nature*, 339, 38
- Laws, C., & Gonzalez, G. 2001, *ApJ*, in press
- Laughlin, G. 2000, *ApJ*, 545, 1064
- Laughlin, G., & Adans, F. C. 1997, *ApJ*, 491, L51
- Lin, D., Bodenheimer, P., & Richardson, D. C. 1996, *Nature*, 380, 606
- Lissauer, J. 1995, *Icarus*, 114, 217
- Mazeh, T., Naef, D., & Torres, G. 2000, *ApJ*, 532, L55
- Marcy, G. W., Butler, R. P., & Vogt, S. 2000, *ApJL*, 536, 43
- Marcy, G. W., Butler, R. P., Vogt, S., et al. 1999, *ApJ*, 520, 239
- Marcy, G. W., Butler, R. P., & Vogt, S. 1998, *ApJL*, 505, 147
- Marcy, G. W., & Butler, R. P. 1999, *ApJL*, 464, 147
- Mayor, M., Naef, D., Pepe, F., et al. 2001a, in *Planetary Systems in the Universe: Observations, Formation and Evolution*, ed. A. Penny, P. Artymowicz, A.-M. Lagrange, & S. Russel, ASP Conf. Ser., in press
- Mayor et al. 2001b, ESO Press-Release 07/01 (www.eso.org/outreach/press-rel/pr-2001/pr-07-01.html)
- Mayor, M., & Queloz, D. 1995, *Nature*, 378, 355
- Mayor, M. 1980, *A&A*, 87, L1
- Murray, M., Chaboyer, B., Arras, P., et al. 2001, submitted to *ApJ*
- Naef, D., Mayor, M., Pepe, F., et al. 2001a, *A&A*, submitted
- Naef, D., Latham, D., Mayor, M., et al. 2001b, *A&A*, submitted
- Noyes, R., Jha, S., Korzennik, S., et al. 1997, *ApJL*, 483, 111
- Pont, F. 1997, Ph.D. Thesis, University of Geneva
- Queloz, D., Mayor, M., Naef, D., et al. 2001, in *Planetary Systems in the Universe: Observations, Formation and Evolution*, ed. A. Penny, P. Artymowicz, A.-M. Lagrange, & S. Russel, ASP Conf. Ser., in press
- Queloz, D., Mayor, M., Weber, L., et al. 2000, *A&A*, 354, 99
- Rasio, F. A., & Ford, E. B. 1996, *Science*, 274, 954
- Sackmann, I.-J., Boothroyd, A. I., & Kraemer, K. E. 1993, *ApJ*, 418, 457
- Santos, N. C., Israeli, G., & Mayor, M. 2001, in *Planetary Systems in the Universe: Observations, Formation and Evolution*, ed. A. Penny, P. Artymowicz, A.-M. Lagrange, & S. Russel, ASP Conf. Ser., in press
- Santos, N. C., Israeli, G., & Mayor, M. 2000a, *A&A*, 363, 228 (Paper I)
- Santos, N. C., Mayor, M., Naef, D., et al. 2000b, *A&A*, 356, 599
- Schaerer, D., Charbonnel, C., Meynet, G., et al. 1993, *A&AS*, 102, 339
- Schaerer, D., Meynet, G., Maeder, A., et al. 1992, *A&AS*, 98, 523
- Schaller, G., Schaerer, D., Meynet, G., & Maeder, A. 1992, *A&AS*, 96, 269
- Schmidt, W., Henning, T., & Mucha, R. 1997, *A&A*, 325, 569
- Sivan, J.-P., Mayor, M., Naef, D., et al. 2001, in *Planetary Systems in the Universe: Observations, Formation and Evolution*, ed. A. Penny, P. Artymowicz, A.-M. Lagrange, & S. Russel, ASP Conf. Ser., in press
- Smith, V. V., Cunha, C., & Lazzaro, D. 2001, *AJ*, in press
- Snedden, C. 1973, Ph.D. Thesis, University of Texas
- Thi, W. F., Blake, G. A., Van Dishoeck, E. F., et al. 2001, *Nature*, 409, 60
- Tinney, C., Butler, R. P., Marcy, G., et al. 2001, *ApJL*, in press
- Udry, S., Mayor, M., & Queloz, D. 2001, in *Planetary Systems in the Universe: Observations, Formation and Evolution*, ed. A. Penny, P. Artymowicz, A.-M. Lagrange, & S. Russel, ASP Conf. Ser., in press
- Udry, S., Mayor, M., Naef, D., et al. 2000, *A&A*, 356, 590
- Vogt, S. S., Marcy, G. W., Butler, R. P., & Apps, K. 2000, *ApJ*, 536, 902